


www.easterncaperockclimbing.co.za

Hellspoor

Rock Climbing Guide





Legal Note: All climbing is very dangerous & always at your own risk. Nobody is forcing you to climb. You choose to climb, so choose to go home before the risks become too high. Remember even small injuries can take 6 weeks to heal. No responsibility for inaccurate or incomplete information will be accepted by the scribe or climb.co.za. The landowners accept no liability what so ever. Climbers take full responsibility for themselves at all times. Fixed protection will become unreliable, loose rock is common, solid rock becomes loose & RD writers make up most of the information anyway. This RD is only a guide & is no substitute for experience, training, common sense & a touch of caution. So, you are on your own...take care!

Note from the scribe: Please note that this is a web-based guide, easy to change, so send corrections, additions & adjustments to info@easterncaperockclimbing.co.za. You are welcome to print this out or use the info for a better guide. But please don't distribute in any way other way. I look forward to first ascents being claimed, old pictures, forgotten notes...please send it all to me.

Access: Hellsport is on a private guest farm, Hellsport Valley Game Farm. Access is by invitation only & strictly controlled. Good arrangements must be made before hand. Remember politeness will rule the day.

Walk-in: About 5 minutes on a good track.

History: Bushmen & Khoe-Khoen would have occupied Hellsport up until about 200 years ago. There is plenty of shelter, small animals & game to hunt. They left a few faded paintings that are above the main platform. Some of the paintings could be flat tailed sheep. The Khoe-Khoen had flocks of domesticated sheep. Interestingly, there is a stone wall on top of Bushman Lair, the kranz closest to the road. This could be a wall built by Bushman hunters to channel game over the cliff, as mentioned by George Stow in his book Native Races of South Africa on page 90. It could also have been built by a settler farmer, but this is unlikely as it is only a short section & would thus, have served limited purpose to contain domestic stock.

Keith James discovered the climbing in Hellsport in the late '80s. Keith also bolted most of the routes. The harder routes would have been opened by Jeremy Colenso, Shannon Law, Cathy O'Dowd & Kevan Watkins. There was a warning posted in SA Climbing Magazine October 2001 edition, warning that climbers needed to contact the owner of Hellsport before going there or access to Hellsport would close to climbers. At some stage after this warning climbers lost access to Hellsport, climbing was banned. In 2019 Matthew Grunewald a 16-year-old pupil at St Andrews managed to get access for one day of climbing. Well-done Matt! Access can potentially be gained via Hellsport Valley Game Farm, you can contact them via their Facebook page or by Googling their details. You may need to be a guest in their accommodation to be able to climb or there may be an entrance fee.

Apparently, the name for *Lizard of ID* came from Shannon Law spotting an iguana at the chains.

When Kevan Watkins climbed in the Breakfast Room, he planned to climb *Le Zulu Blanc*, but at the last second switched to *Njebe*. On *Njebe*, he saw a snake coiled on the ledge two thirds of the way up *Le Zulu Blanc*. The snake issue is real.

Thanks & Appreciation:

1. Massive thanks to the current landowners at Hellsport Valley Game Farm for allowing us to climb at Hellsport.
2. Jeff Stevens' for his *Crag Fax Grahamstown Crag Guide*. Thanks for most of the crucial details.

Time & Weather: Hellsport has crags facing east & west, so there is always shade.

Potential: Endless potential.

Rock Type: Quartzite. 13 sport lines, 12 single pitch trad lines & plenty of potential for bouldering.

Hazards: Area is reasonably safe, but take the usual precautions as the crag is close to a main road.

1. Don't piss off the **owner** or the locals.

2. **Snakes!** Cobras & puffadders. This is a snake pit.
3. **Bolts** are very old & rusted. They should not be trusted at all.
4. **Baboons**, do not try to displace baboons. Baboons are extremely strong, fast & dangerous.



Star Ratings

- ★★★ Classic route in this province
- ★★ Good route in the area
- ★ Good route at this crag
- No star Reasonable to bollocks

Abbreviations & Symbols


- 7₁₃ (T) Trad route (natural gear) & grade
- 9₂₁ Sport route (bolted) & grade
- 4₂₉ Open Project / in-progress & ± grade
- 4₃₀ Closed Project & ± grade
- 7₁₅ (S) FA was solo & grade
- Potential
- Abseil point
- (11B&C) Number of bolts & top chains
- P / RB Piton / Removable bolt
- Afternoon Shade
- Morning Shade
- Shade all day
- Sun all day
- Dappled shade all day
- Can be climbed in wet weather

Main Amphitheatre



Warning, these bolts do not look safe. Do not climb using the bolts for protection.

- 1. Vision Quest – 25 ★★ (7B, no chains)
- 2. Gender Bender – 23 ★★ (7B&C)
- 3. Hip Hopper – 22 (4B&C)
- 4. Magic Tortilla - 20 (4B&C, *hangers missing*)
- 5. Adios Amigo - 19 (3B&C, *2 hangers missing*)
- 6. Rats in the Roof – 27 ★★★ Kevan Watkins June 2001 (4B &C)



7. Dung Beetle Paradise - 7A+

Matthew Grunewald 2019

Low start on crimpers, move out R & up onto ledge.

Sector Zooropa



- 1. The Seducer – 24
- 2. Zooropa - 28 ★★★
- 3. Lizard of ID – 25 ★★

(7B&C)

(7B&C)

Shannon Law & Jeremy Colenso ~ 1997 (7B&C)



Breakfast Room




- 1. The Classic – 21
- 2. Le Zoulou Blanc – 23
- 3. Njebe – 21

(3B&C)

(3B&C)

(3B&C)





Bushman Lair

These are all very short trad lines or super high dangerous boulders, if you top out.

1. Ghosts of the Past – 11

Terence Trevaskis & Derek Marshall 12.05.2019 (T)

Up at big slab, L up steps.

2. Dance with Ghosts – 16

Derek Marshall & Terence Trevaskis 12.05.2019 (T)

5m R of prominent open book. Up slight overhanging shelves & rails.

3. All the Stars Align – 16

Terence Trevaskis & Derek Marshall 12.05.2019 (T)

Up into the open book.

4. Enter the Unknown – 16

Derek Marshall & Terence Trevaskis 12.05.2019 (T)

2m L of the open book. Up on rails & jugs.

5. You Will Prevail – 16

Derek Marshall & Terence Trevaskis 12.05.2019 (T)

Up on pinch, then diagonally L.

6. Smoke of Many Fires - 16

Derek Marshall & Terence Trevaskis 12.05.2019 (T)

2m R of open book, up rails to R of nose.

7. Human Kindness – 16

Terence Trevaskis & Derek Marshall 12.05.2019 (T)

Up prominent open book.

8. Middle Ground - 16

Derek Marshall & Terence Trevaskis 12.05.2019 (T)

Up just to L of prominent open book.

9. Face Plant - 16

Terence Trevaskis & Derek Marshall 12.05.2019 (T)

L of big cave, up prominent break.

10. Take Culture - 16

Derek Marshall & Terence Trevaskis 12.05.2019 (T)

2m L of prominent break, up indistinct line.

11. Fight Culture - 16

Derek Marshall & Terence Trevaskis 12.05.2019 (T)

Up to L of steps, then L through prow.

12. Judgerig – 16

Derek Marshall & Terence Trevaskis 12.05.2019 (T)

Start under roof, up stepping R onto ledge, then move back L into diagonal open book.

