



Witteklip

Bouldering Guide

General

Maria Maan is a lovely spot for civilised easy access bouldering, with family & Sunday lunch afterwards. Walk-in is flat grass. Landings are good. There is good shade. The beers are cold & the Sunday lunch is flipping lekker! So far, there are only easy problems, but there is potential for harder problems.

Access

For now, access is via booking Sunday lunch.



Random Hazards & Environmental Points

- Please pick up as much litter as you can, yes other peoples' litter. Let's make this-a-thing to do...
- Please try not to damage any vegetation.
- Crime should not be an issue.

Directions & Map

- Get smart, use Google to get there! 😊



History

In the days before the elephants were hunted out, apparently Witteklip boulders were used by elephants to rub against & this has led to some of the boulders being rubbed smooth. Perhaps Bushman would have sheltered amongst these boulders, but today there are no traces of them except a few painting sites in nearby Van Stadens Gorge. The Inqua & Damasqua Khoekhoen would have visited these boulders. Henry Lichtenstein in his book Travels in Southern Africa 1803 – 1806 reported a Khoekhoen settlement on the heights above the van Stadens River crossing. This would have been roughly where Woodridge or the Van Stadens Flower Reserve is today. Apparently many Khoekhoen artifacts have been found in the area. In the days of ox-wagon travel, Witteklip was an outspan area for refreshing oxen & horses. Later the near by train station, school, private nature reserve & the original farm that Maria Maan stands on was name after The Witteklip.

From a bouldering perspective; Witteklip was unknown to climbers before 2017, as the boulders were lost in a thick wattle & gum tree forest. Rob Mac Geoghegan re-called seeing them, but his claim was dismissed as it seemed so unlikely. Finally, on a rainy day, exploration led to trespassing in from the train track side & the boulder's existence confirmed Caroline Marshall organized the first access & book us lunch. Thanks Caroline!


Star Ratings	
★★★	Classic problem
★★	Great problem
★	Good problem
Abbreviations & Symbols	
BS	Bum Start
SS	Stand Start
●	Highball - high / dangerous
●	Lowball - small / low
2 _{7A}	Problem with grade
1 _{-7A}	Project + approximate grade
▲	Potential





1	Closed Eyes Paradise ★ ●	5	SS up the easy ramp to R of arête.
2	Cry For Deliverance ●	5	SS under the bulge. Directly through the bulge.
3	Euphoria	5	SS under protruding small roof. Directly up.
4	My Mind's Eye ●	5C	SS on ramp open book. Through the steep break above.
5	Seven Sirens & a Silver Tear ●	5	SS below corner, move L to exit.
6	Sister Nightfall ●	5	SS in diagonal crack, directly up.
7	Moral High Ground	5	SS on ramp, directly up.
8	Sweet Caroline ★ ●	6A+	BS on sidepulls, up over bulge.
9	Spit Out the Bone ●	4	SS, up the easy ramp.
10	Lekker Kossie ●	5B	SS, up ramp break.
11	My Father's House ★★ ●	6A	BS in sidepull. Up on rounded arête.





12	The Other Side ★★ ●	6A+	BS, LH on crimp & RH on serrated side pull. Directly up. ●
13	The Path to Decay ★ ●	6A	BS, LH on serrated side pull & RH on jug. Traverse low, all the way R till the natural end.
14	Eat Me Alive ●	4	BS, up the easy break.
15	Boere Kos ●	5	BS on crimp rail, directly up.

