


Fort Fordyce

Rock Climbing Guide



www.easterncaperockclimbing.co.za



Legal Note: All climbing is very dangerous & always at your own risk. Nobody is forcing you to climb. You choose to climb, so choose to go home before the risks become too high. Remember even small injuries can take 6 weeks to heal. No responsibility for inaccurate or incomplete information will be accepted by the scribe or any other body. The landowners accept no liability at all. Climbers take full responsibility for themselves at all times. Fixed protection will become unreliable, loose rock is common, solid rock becomes loose & RD writers make up most of the information anyway. This RD is only a guide & is no substitute for experience, training, common sense & a touch of caution. So you are on your own...take care!

Note from the Scribe: It took consistent effort, time, work & organization to get this guide ready for your pleasure...for free! Thus, please respect that all the information & photographs are strictly Copy Righted. You are more than welcome to print out, e-mail or link to a web page this guide in its unchanged format, with logos & all information intact.

As this is a web-based guide it can be considered a continual work in progress. It is easy to change. So please send missing details, corrections, additions & adjustments to info@easterncaperockclimbing.co.za . All information will be greatly appreciated.

Directions: From Fort Beaufort take the R67 towards Queenstown. About 13km from Fort Beaufort there is Baddaford farm stall. Baddaford has great lemon meringue, pies, various other yummy stuff & is recommended. 3km later there is a turn off to Fort Fordyce on the L. Follow the signs on a reasonable dirt road up a steep pass through a green forested hillside. Past the now defunct gate house. At the T junction turn L, continue to the office, various accommodation & living settlement at a junction at the top. Find the crags & accommodation from here.

Access: Fort Fordyce is a nature reserve & is open to the public. Reservations can be made at the Eastern Cape Parks Board reservations@ecparks.co.za or call 043-7054400.

To-do: Fort Fordyce has much to offer non-climbing family and many off day activities. Walking trails, swimming, bird watching & historical walks.

Accommodation: There is a range of accommodation available. Bush camping, bungalows & comfy cottages. Climbers normally camp at the dam or picnic area. The cottages are very comfortable, but mostly climbers like to camp. There are various camping places, please enquire at the office when you arrive.

General: There are 73 bolted routes with 10 projects & 69 trad lines. Beautiful forest & scenery.

Rock Type: Vertical dolerite set in thick bush. Lots of potential.

History: There is a host of recorded history regarding the battles between the Xhosas & European settlers & their various (Xhosa) allies. Please refer to these records for the official history. There are a number of great books on this subject, but Maqoma The Legend of a Great Xhosa Warrior by Timothy J Stapleton is highly recommended.

The first rock climb in Fort Fordyce was in the 1985. Keith James & George Kockott were driving to Grahamstown. George, an Eastern Cape local, wanted to show Keith, still a Vaalie at that stage, a fantastic forest. In those days Fordyce was a pine plantation. They walked through the pine plantation trees to the top of what became Labour Ward. Keith asked if anyone had climbed anything, ropes & gear were fetched & Keith abseiled down & cleaned Lactic Acid Trip. This was opened by Keith at 23. On a later trip in 1987 Eric Penman opened his classic lines *Birthday Crack*. The Rhodes University Mountain Club was active at

Star Ratings	
★★★	Classic route in this province
★★	Good route in the area
★	Good route at this crag
No star	Reasonable to bollocks
Abbreviations & Symbols	
	(T) Trad route (natural gear) & grade
	Sport route (bolted) & grade
	Open Project / in-progress & ± grade
	Closed Project & ± grade
	(S) FA was solo & grade
	Potential
	Abseil point
(11B&C)	Number of bolts & top chains
P / RB	Piton / Removable bolt
	Afternoon Shade
	Morning Shade
	Shade all day
	Sun all day
	Dappled shade all day
	Can be climbed in wet weather

Fort Fordyce in the early '90. James Matcher & RUMC crew opened the pinnacle in 1991. The Rhodes crew of the '90 climbed a number of trad routes at Fordyce, but unfortunately this info has been lost in time. Anybody out there will any info or pics?

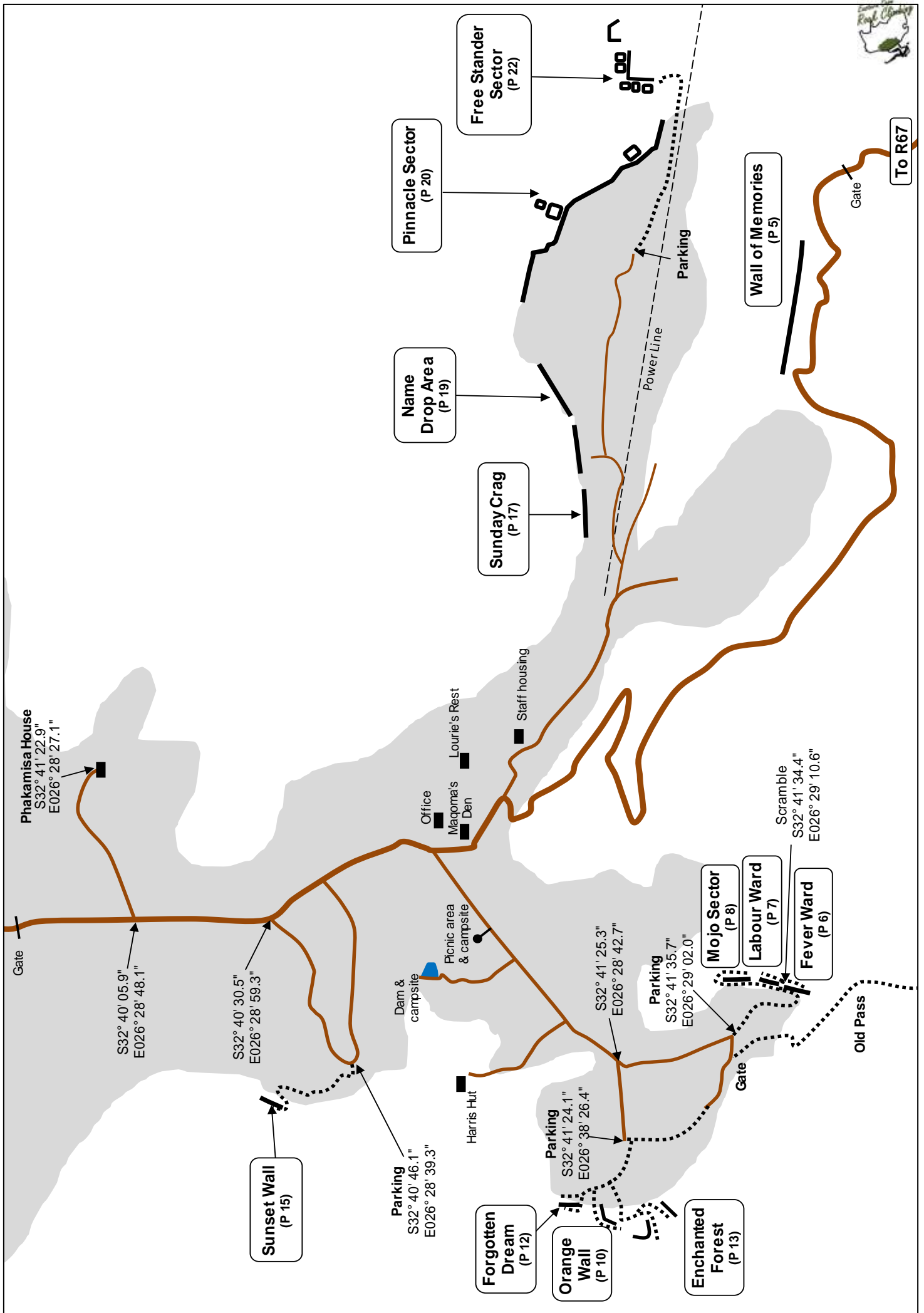


Keith James, the developer of many Eastern Cape climbing venues, bolted the first & majority of the sport lines & is responsible for the fresh wave of climbing at Fordyce. Keith managed to get European Union funding for the bolting & produced the first route guide for Fordyce. Later Garvin Jacobs added more sport lines. Derek Marshall climbed & recorded many of the trad routes.

The top climbers in South Africa & Adam Ondra, the current world champion made a brief appearance at Fordyce for the 2009 *Eastern Cape Rock 'n Road Trip*. *Orange Wall* was used for the red point event, *Flash for Cash*. Adam made short work of most of the projects laid on for his entertainment. He left behind two un-opened projects & a ground start to *Rocky*.

Warnings & Hazards:

1. Take tick repellent. **Ticks** can be an issue.
2. Good place to find **snakes**.
3. It **can be hot**, make sure you have enough ice in your cooler box & that you put it in the shade during the day.



Wall of Memories



Halfway up the forested pass into Fort Fordyce, this crag is on well sign posted path, 10 minutes walk from the road.

- **1. King James Version - 19 ★** Keith James & Kingswood Climbers 2001 (7B&C)
- **2. Hedging – 23** Keith James & Kingswood Climbers 2001 (8B&C)
- **3. Upping the Ante – 22** Keith James & Kingswood Climbers 2001 (9B&C)
- **4. Fertile Lack of Imagination – 21 ★★** Keith James & Kingswood Climbers 2001

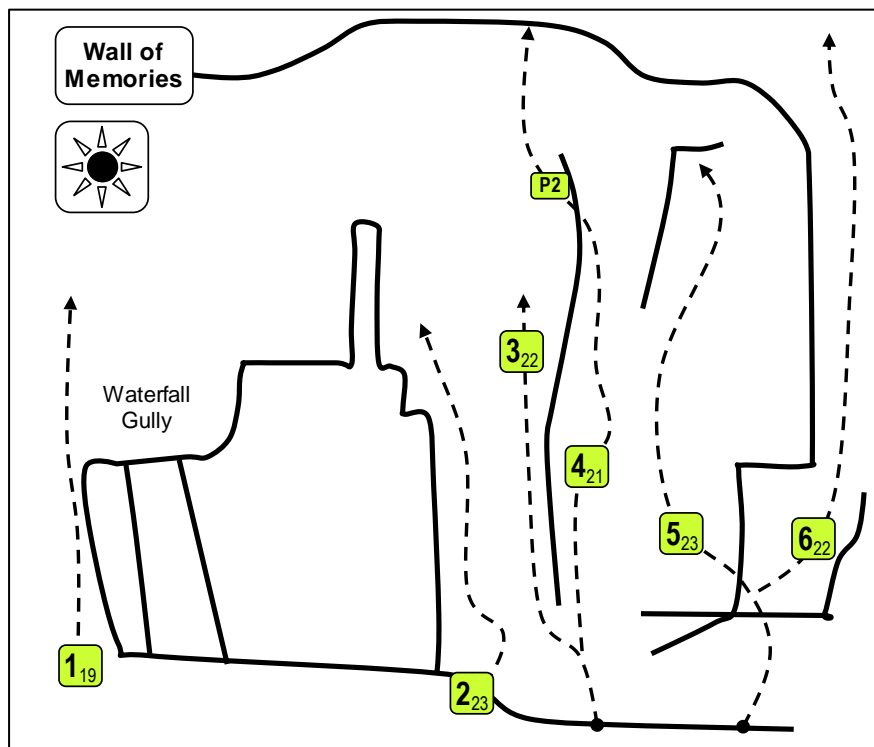
P1 – 20 (10B&C)

P2 – 20 (6B&C)

- **5. Inspira-trix – 23 ★★★** Keith James & Kingswood Climbers 2001 (15B&C)
- **6. Dominatrix – 22 ★★** Keith James & Kingswood Climbers 2001 (15B&C)

200m R there are two projects.

- **7. Open Project ~ 34** 30m Bolted by Derek the Monster Marshall (17B&C)
- **8. Closed Project ~ 24** 20m Bolted by Derek the Monster Marshall (12B&C)

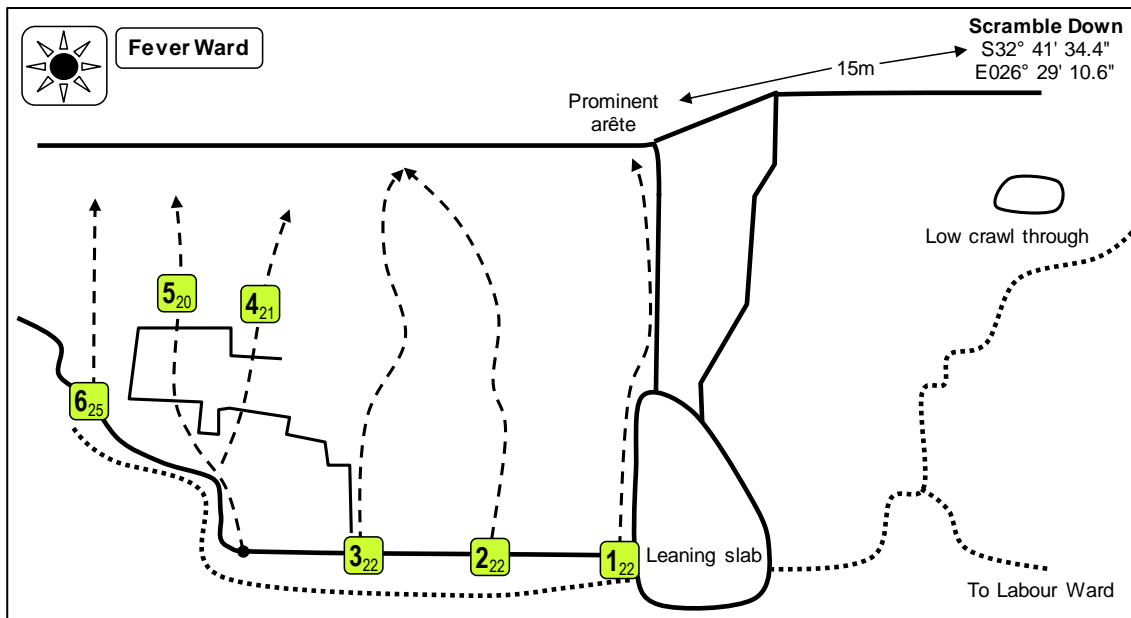


Fever Ward



As the road reaches the scattered settlement, where the office is situated, take a sharp L. Follow this road past the turn off to the campsite/dam & *Harris Hut*. The road continues through a short oak avenue. 500m further. Keep L & park at some flat slabs. Look out for beacons that lead to a path. After about 200m make a turn L on to another path. Continue on this through a thick alien veg patch to where the path breaks out on top of the *Fever Ward*. Find the scramble down 15m from the prominent *Jungle Fever Arête*. Scramble is easier than it looks.

- 1. **Jungle Fever Arête** – 22 ★★★ Jeremy Colenso & Keith James 1998 (9B&C)
- 2. **Delirium** – 22 ★★★ Keith James & Kingswood Climbers 2001 (13B&C)
- 3. **Verging** – 22 ★★ Keith James & Kingswood Climbers 2001 (10B&C)
- 4. **Ad Hoc** – 21 ★★ Keith James & Kingswood Climbers 2001 (10B&C)
- 5. **Gemstone** – 20 ★★ Keith James & Kingswood Climbers 2001 (10B&C)
- 6. **The Best for Last** – 25 ★★ Keith James & Kingswood Climbers 2001 (8B&C)



Labour Ward



Walk-in as for *Fever Ward*. Move about 30m R to the *Labour Ward*.

- 1. **Blutiges Buschwein – 19** Lar Gringel & Anna Bochmann 19/04/2014 (8B&C)
- 2. **Severing the Cord – 21 ★★** Keith James & Kingswood Climbers 2001 (9B&C)
- 3. **Birthday Crack – 19 ★★** Eric "Spider" Penman & Peter Cotterell 1988 ¹ (10B&C)

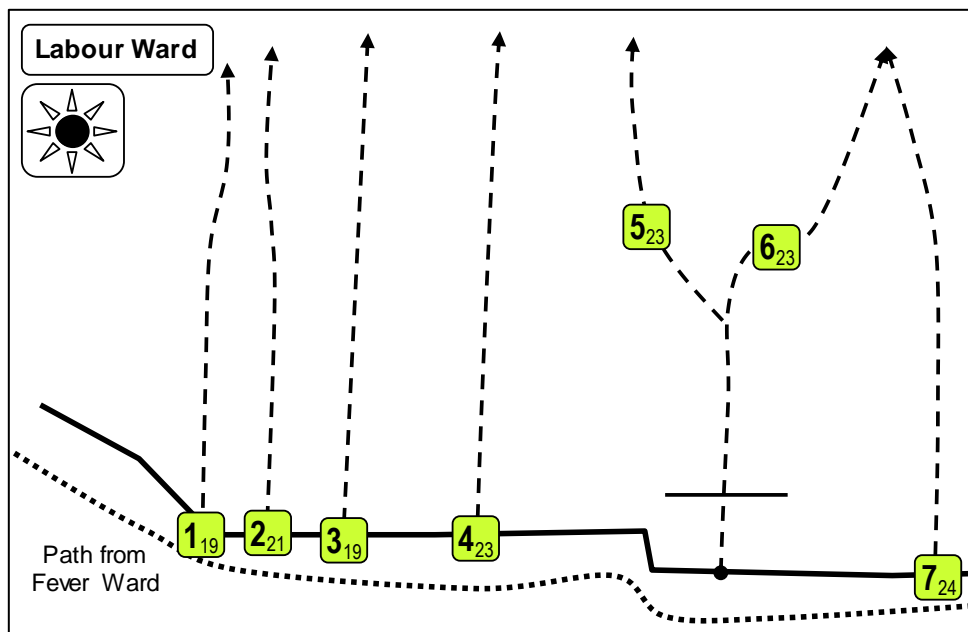
Originally opened as a trad line.

- 4. **Post Natal Ecstasy – 23 ★★** Keith James 1992 (10B&C)
- 5. **Lactic Acid Trip – 23 ★** Keith James, Dave Hepburn & George Cockott 1988 ¹ (9B&C)

This was opened by Keith as a trad line in 1985.

- 6. **Snort – 23** Keith James & James Kantoor 2001 (9B&C)
- Keith used a car jack to remove a huge flake from this line. Apparently, the name has nothing to do with Charles Edelstein.

- 7. **Housewife's Pick Me Up – 24** Keith James 2001 (10B&C)



Mojo Sector



Park & walk-in as for *Fever Ward*. Continue across the top of the crag to a scramble down or walk 15m further to a walk-in.

1. Life is Cheap – 16

Derek Marshall & Craig Bester Sept 2008 (T&C)

Crack up ramp & steps that is closest to the scramble down.

2. Woe to the Vanquished – 17

42m Derek Marshall & Dricus Bezuidenhout 18/04/2014 (T,3B&C)

Up stepped crack into groove crack. Move R where the crack blanks. Continue up clipping the top 3 bolts of *Yojo Edging*.

3. Yojo Edging – 19 ★

Keith James & Kingswood Climbers 2001 (14B&C)

Start on belay anchors on ramp above path. Move immediately L, then up. Higher up traverse R & up the RH arête.

4. Afraid to Shoot Strangers – 16

42m Derek Marshall & Manuel Hajar 18/04/2014 (T,1B&C)

Up short ramp, past the belay anchors & first bolt of *Yojo Edging*. Directly up crack.

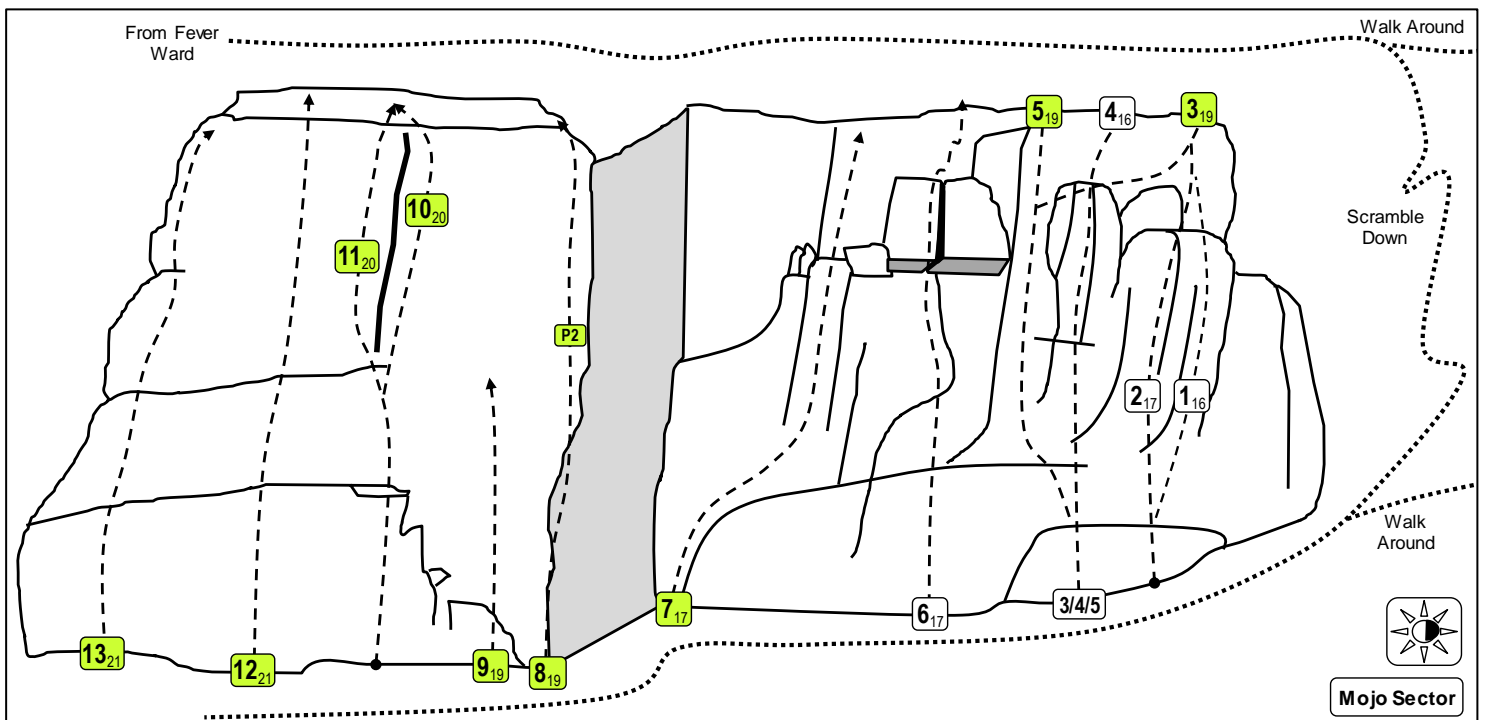
5. Hey Jo – 19 ★★

Garvin Jacobs & William Lesley 2007 (12B&C)

6. Bar Stool Prophet – 17 ★

42m Derek Marshall & Dricus Bezuidenhout 18/04/2014 (T&C)

Up prominent ramp finger crack onto a ledge. Continue up staggered finger cracks to the prominent fist crack between two giant loose blocks. From the top of the blocks, up stepping R.



7. Flo - Jo Lilting - 17 ★★

Keith James & Kingswood Climbers 2001 (14B&C)

8. Double Header – 19 ★★

Keith James & Kingswood Climbers 2002

P1 – 19 (5B&C)

P2 – 18 (8B&C)

Mostly these are climbed as a single pitch. ⚠ Caution when lowering – LONGER THAN 60m ROPE ⚠ Tie a knot in your rope.

9. Gangrene – 19 ★★

Keith James & Kingswood Climbers 2002 (6B&C)

10. Social Capital – 20 ★



36m Derek Marshall & Dricus Bezuidenhout 22/03/2014 (19B&C)

⚠ Caution when lowering – LONGER THAN 60m ROPE ⚠

● **11. Hippies with Jack Boots – 20 ★**

36m Derek Marshall & Dricus Bezuidenhout 21/03/2014 (19B&C)

⚠ Caution when lowering – LONGER THAN 60m ROPE ⚠

● **12. Mojo Rising - 21 ★★★**

38m Keith James 1998 (19B&C)

⚠ Caution when lowering – LONGER THAN 60m ROPE ⚠

● **13. The Winter is Coming – 21★**

36m Derek Marshall & Dricus Bezuidenhout 21/03/2014 (20B&C)

⚠ Caution when lowering – LONGER THAN 60m ROPE ⚠

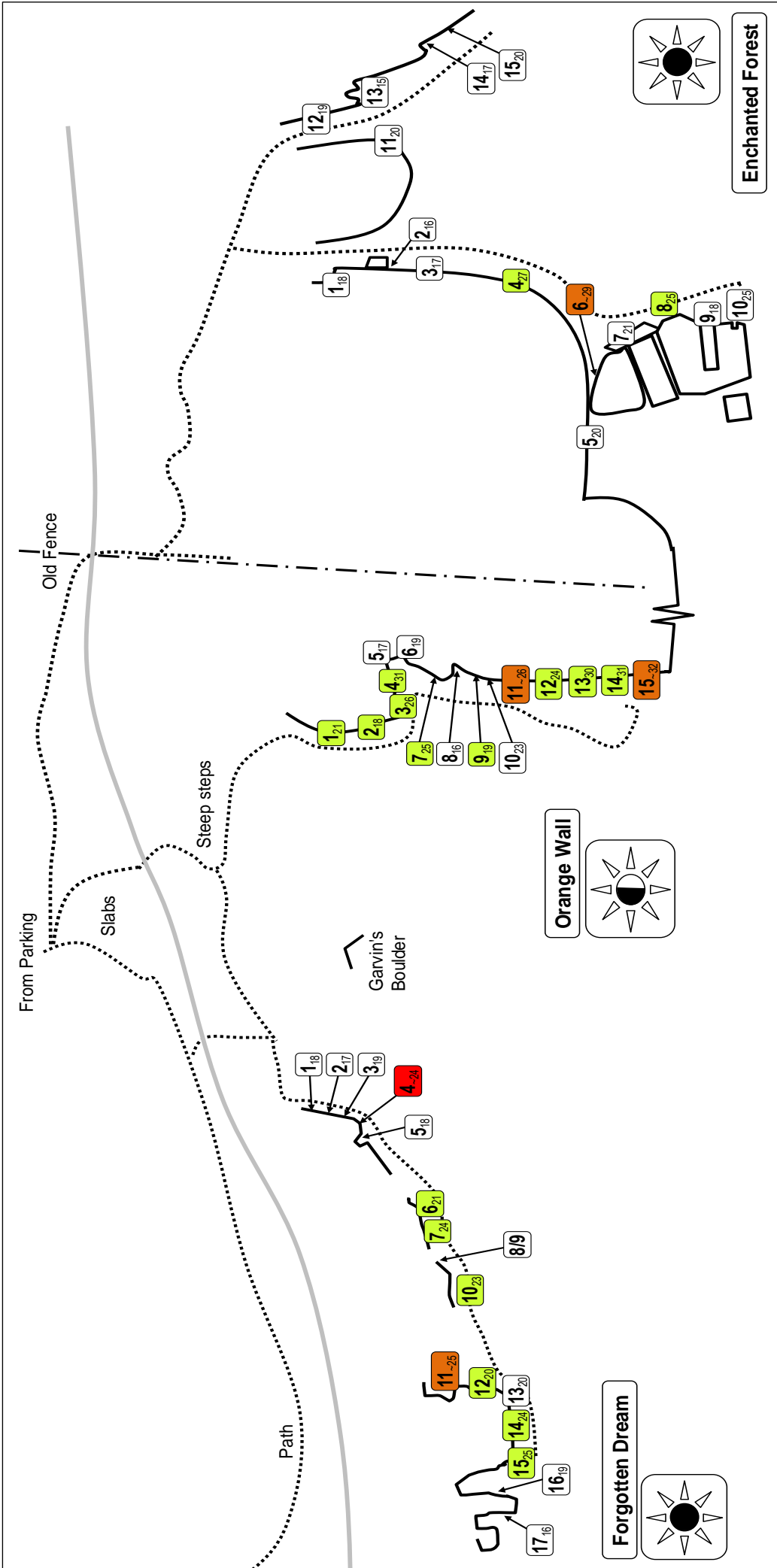
Orange Wall



As the road reaches the scattered settlement, take a sharp L. Follow this road past the turn off to the camp site/dam & *Harris Hut*. Just after the first section of oak trees that line the road, turn R. Park 350m further. Follow a good path for 75m, then turn R. Walk 300m to above the second clump of trees. Turn L (S32° 41' 24.0" E026° 28' 33.1"). Down over clean slabs to the tree line. The path into the forest starts to the R of the fence (S32° 41' 23.9" E026° 28' 29.2"). Once in the forest follow the path L to the *Orange Wall*.

- **1. Panga Meister – 21 ★★** Neil Margetts & Keith James 01/05/2009 (7B&C)
Bolted by Keith James.
- **2. Rape & Pillage – 18 ★** Derek Marshall & Garreth Brown 03/05/2009 (6B&C)
Bolted by Keith James.
- **3. Cookie Slayer – 26 ★★** Martin Renz & Dricus Bezuidenhout 03/05/2009 (8B&C)
Bolted by Derek the Monster Marshall.
- **4. Imitations of Levitation – 31 ★★** Adam & Miraslav Ondra 18/07/2009 (10B&C)
Bolted by Derek the Monster Marshall. Paul Brouard tried to down grade this to 29.
- 5. Violation of the Norm – 17** Derek & Juan-dray Marshall 23/05/2009 (T)
Big open book to the L.
- 6. Secret Alibi – 19** Derek & Juan-dray Marshall 23/05/2009 (T)
Big open book to the R.
- **7. Psycho Block - 25 ★★** Neil Margetts & Martin Renz 03/05/2009 (8B&C)
Bolted by Derek the Monster Marshall.
- 8. Gibbet – 16** Derek & Juan-dray Marshall 23/05/2009 (T)
Short off-width to the R of Psycho Block.
- **9 Sprite Zero – 19** Derek Marshall & Dricus Bezuidenhout 20/04/2014 (7B&C)
- 10. Tara-Tara! – 23** 37m Aurélien Hees, Derek Marshall & Tara O' Niel 23/08/2014 (T)
Up crack to R of Sprite Zero, into steps & continue into gully. Up open book in RH side of gully.
- **11. Open Project - ~26** Bolted by Juan-dray Marshall (12B&C)
- **12. Dream Stealer – 24 ★★** Derek Marshall & Steven Reed 20/06/2009 (12B&C)
- **13. Cookie Monster – 30 ★★** Adam & Miraslav Ondra 18/07/2009 (12B&C)
Bolted by Magnus Wagener.
- **14. Fight for the Last Cookie - 31 ★★** Adam & Miraslav Ondra 18/07/2009 (14B&C)
Bolted by Derek the Monster Marshall.
- **15. Open Project - ~32** Bolted by Derek the Monster Marshall (14B&C)

This was the one that Adam Ondra didn't get. A hold broke off & he got quite annoyed. He completed the route & would not back on.



Forgotten Dreams



From the same parking & walk-in as for *Orange Wall*. In the forest at the base of the small faces move R for 250m, away from *Orange Wall*.

1. Everlasting Scar - 18

Derek & Juan-dray Marshall 04/06/2017 (T)

Start above horrible anal rape spike (☠ Beware!). Step L on ledge, up off-width, over boulder, move R & top out.

2. Cry of Silence – 17 ★

Derek & Juan-dray Marshall 04/06/2017 (T)

Start 9m R of *Grade Wars*, up off-width onto ledges. Up awesome L trending curved crack.

3. Silent Winter – 19 ★★

20m Derek & Juan-dray Marshall 04/06/2017 (T)

Start 5m R of *Grade Wars*, up off-width.

● 4. Grade Wars - Closed Project ~ 24

Bolted Garvin Jacobs (8B&C)

5. A Phantom Dissonance – 18

Derek & Juan-dray Marshall 04/06/2017 (T)

Start 1m L of *Grade Wars*, up off-width groove that curves R near the top. Past the chains, top out.

● 6. Stage Fight – 21 ★

Garvin Jacobs & William Lesley 2007 (8B&C)

● 7. Memory Dredger - 24 ★★★

Keith James 2009 (8B&C)

8. The Apostasy Canticle - 14

20m Derek Marshall & Terence Trevaskis 04/06/2017 (T)

Start about 8m R of *I Fink U Freeky*, up a nice RH layaway crack, onto a ledge. Move R over easy ground into a cubby hole ledge, up nice crack on RHS.

9. A Scenery of Loss – 16

18m Derek Marshall & Terence Trevaskis 04/06/2017 (T)

Same start as *The Apostasy Canticle*. Step L past a veg crack to a nice hand fist crack.

● 10. I Fink U Freeky – 23 ★★

Juan-dray & Derek Marshall 04/06/2017 (8B&C)

Bolted by Derek Marshall.

● 11. Open Project ~ 25

Bolted by Juan-dray Marshall (9B&C)

● 12. Reconciliation – 20 ★★

Garvin Jacobs & William Lesley 2009 (6B&C)

13. One Man's Jungle – 20

Juan-dray Marshall & Che Freese 31/08/2013 (T)

Up vegged recess into prominent off-width behind the huge free-standing flake. Up over exposed bald bulge.

● 14. Dream Weaver – 24 ★★★

Keith James 2009 (??B&C)

● 15. Collective Unconsciousness – 25 ★★

Keith James 2009 (16B&C)

16. Iron Man – 19 ★

Juan-dray & Derek Marshall 31/08/2013 (T)

To the L of *Collective Unconsciousness*, up a perfect crack line with a ledge in the middle.

17. Fanny Man – 16

Derek & Juan-dray Marshall 31/08/2013 (T)

Climb the crack on the other side of the fin to *Iron Man*. It ends in a finger crack with loose blocks, so rail R into an easier option.

Enchanted Forest



From the same parking & walk-in as for *Orange Wall*, but before the path gets close to the tree line, walk up to an old fence line. Only the posts remain. Follow the posts into the forest. 15m into the forest find a cairned path to the L, follow this for about 30m to a point where it junctions with two easy walk down gullies. Choose either & descend into *Enchanted Forest*.

1. Bléir Úbrig – 18

Derek & Caroline Marshall 28/06/2014 (T)

Up diagonal R trending ramp into L facing open book fist crack, into off-width break, out onto ledge to the L.

2. Fungicidal Fantasies - 16

20m Derek Marshall & Dave Harding 27/04/2015 (T)

L facing open book fist crack, stepping L into L layaway crack. Follow this to a ledge above. Up the small face on L of ledge.

3. Plan Within a Plan – 17 ★

30m Derek Marshall & Dave Harding 27/04/2015 (T)

Perfect hand-fist crack groove that widens into an off-width on occasions.

4. Devil's Whiskey – 27 ★★

Aurélien Hees & Derek Marshall 24/08/2014 (9B&C)

5. Panzerschreck – 20 ★★★

32m Derek Marshall & Dricus Bezuidenhout 20/01/2015 (T)

Startup perfect hand fist crack. Directly up, where it blanks, step R, then back L on the ledge above. Continue up easy groove above.

6. Open Project ~ 29

Bolted by Juan-dray Marshall (6B&C)

7. Hoi Polloi – 20, A0

16m Derek Marshall & Dricus Bezuidenhout 16/08/2015 (T)

Start in chimney passageway below huge scary jammed boulder slab. Up onto the slab, then into a short but sever slightly overhanging off-width.

8. Homo-cidal Nightmare - 25 ★

Aurélien Hees & Derek Marshall 24/08/2014 (9B&C)

Bolted by Derek Marshall.

9. Vuurgereed – 18

26m Derek Marshall & Dricus Bezuidenhout 16/08/2015 (T)

Up a fist crack to gain a gully-passageway with a large tree on the L. Go into the gully & climb the stunning fist crack in the LH side. This trends L to the top out. Exit by traversing R to the chains of 8.

10. Ma sê Foken Tjops! - 25 ★★★

Juan-dray & Derek Marshall 27/04/2015 (T)

Up the prominent off-width, then step R into an overhanging off-width. Fight...for your life... through the overhang, then continue up to the top, without gear. The 2nd could only get up with lots of tight rope & by pulling on gear. There are no moves & its f***en desperate even seconding. Ideally you need 2-3 size 6 cams for the 2nd to pull on.

11. Tikhvin – 20

32m Derek Marshall & Dricus Bezuidenhout 01/06/2015 (T)

Up the first fist crack, into an off-width & onto some precarious blocks. Up off-width to a flack crack that runs L. Onto a ledge & through the chimney to the other side. Up the chimney on the other side to the top of the free stander.

12. Protean – 19

7m Derek & Caroline Marshall 28/06/2014 (T)

Start in wide recess into stunning R trending diagonal finger crack traverse. Mantle onto ledge & up to the top out.

13. Force Multiplier – 15

9m Derek & Caroline Marshall 28/06/2014 (T)

Up LH off-width open book, into passage to top out.

14. Voor Sprong Aanvalk – 17

15m Derek & Caroline Marshall 28/06/2014 (T)

Off-width open book into finger crack stepped open book. At the top move L into fist crack.

15. Mobility Wins – 20

16m Derek & Caroline Marshall 28/06/2014 (T)



3m R of *Voor Sprong Aanvalk*, up steps to flack crack, then thin mantle to top out.

Sunset Wall



This is the recommended beginners to intermediate crag. Set in gorgeous leafy forest, this is the recommended sunny day or cold winter afternoon crag.

On the road that leads through Fort Fordyce, about 350m after the office, take a sharp L turn. Take the 2nd road of the "crescent", as the one closest to the office is muddy & grown over. Basically the one closest to the office is fine if it's your old 4X4 or a government 4X4. Follow the 2nd road to where a walking trail starts. The path to *Sunset Wall* starts about 15m R of the sign for the walking trail. Follow the weak path for 300m towards a high fence on clean slabs. Through the fence. Trend R to lower slabs. The path continues at the tree line to the L of the lower slabs. Once in the forest move steeply down & R to the *Sunset Wall*.

● **1. Doctor Rockter – 24 ★★** Derek Marshall & Magnus Wagener 21/06/2009 (6B&C)

● **2. Looming Essence – 22 ★★★** Garvin Jacobs & William Lesley 2007 (7B&C)

Bolted by Keith James.

● **3. No Mean Cutter – 21 ★★** Garvin Jacobs & William Lesley 2007 (7B&C)

Bolted by Keith James.

● **4. Miscreant – 19 ★** Mark Horan & Garvin Jacobs 2007 (6B&C)

Mark Horan in a flash of inspiration led this on trad after Keith had already placed the top anchors. The trad version climbs slightly more to the R. Bolted by Keith James.

● **5. Justice Denied – 18 ★** Garvin Jacobs & William Lesley 2007 (5B&C)

Bolted by Keith James.

● **6. Hello – 19** Viera & Magnus Wagener 2011 (5B&C)

● **7. The Slotter – 20 ★★** Garvin Jacobs & William Lesley 2007 (6B&C)

Bolted by Keith James.

● **8. Thorn in the Flesh – 22 ★** Magnus & Viera Wagener 21/06/2009 (6B&C)

● **9. Dubious Invitation – 23 ★★★** Garvin Jacobs & William Lesley 2007 (5B&C)

Bolted by Keith James.

● **10. Ze Furhrer – 25 ★** Joe Mohle & Derek Marshall 16/06/2009 (6B&C)

Bolted by Derek the Monster Marshall.

● **11. Parasite – 19 ★** Garvin Jacobs & William Lesley 2007 (5B&C)

Bolted by Keith James.

● **12. Leave to Appeal – 20 ★** Garvin Jacobs & William Lesley 2007 (6B&C)

● **13. Wrong Side of the Law – 21** Garvin Jacobs & William Lesley 2007 (6B&C)

These routes are on the large overhanging block on the L as you walk in.

● **14. Pielie Wapering – 23 ★** Juan-Dray & Derek Marshall 25/04/2015 (4B&C)



● 15. n' Boer in Sy Moer – 24 ★

Dave Harding & Juan-Dray Marshall 25/04/2015 (4B&C)

● 16. Light Between Shades – 33 ★★

Adam & Miraslav Ondra 17/07/2009 (5B&C)

Adam used the first two lines of bolts together, clipping bolts from both. He said the line ran directly between the bolts.

● 17. Open Project - +36

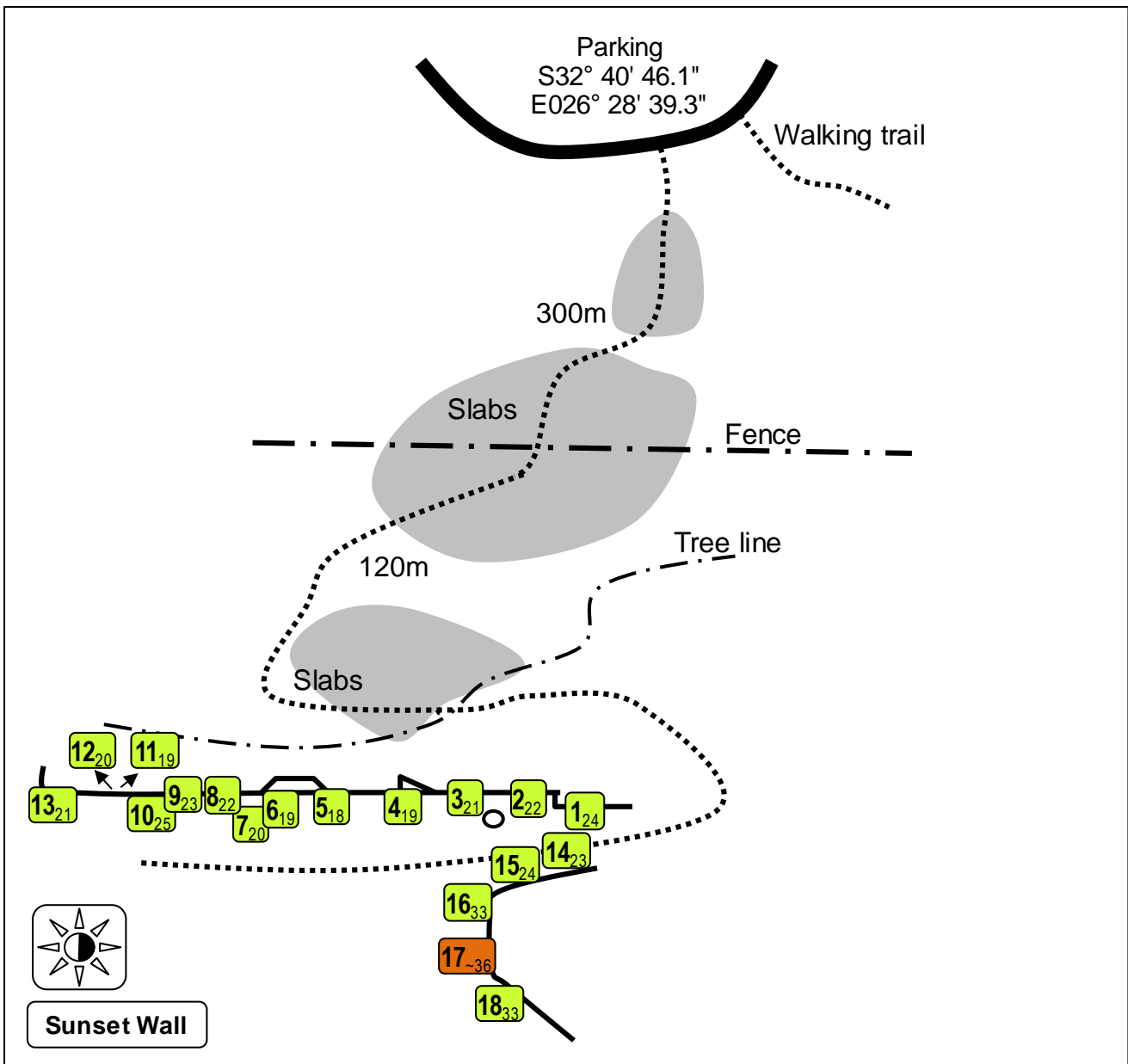
Bolted by Derek the Monster Marshall (5B&C)

Adam said this was "9a at least, maybe 9b or 9c. Very hard block." He said it goes, but he needs 6 days to work it. This was the only route on his South African trip that he got onto; worked & walked away empty handed. So there you have it...nasty hard!

● 18. Rocky – 33 ★★★

Adam & Miraslav Ondra 17/07/2009 (5B&C)

Bolted by Garvin Jacobs & Kevin Watkins. There is a perceived ground start to this route. Adam started a few meters up from where you can clip the first bolt. He said it would take some time to work out the moves for the ground start.



Sunday Crag



At the first T junction turn R follow the road past the gate to the staff village. Take the LH option at the next Y junction, about 200m further, take a track L. Follow the track within sight of a long straight power line. After about 1km the track branches north or down into a big dip. Take the northern option & park a few 100m from the edge of the escarpment (hard to describe). 400m walk slightly down hill & towards the office northerly will take you to the rocky edge. Find the distinct buttress separated by a deep chimney. There are abseil bolts on top. Find your way down the chimney to a ramp shelf.

1. Sin & Ironic – 16 ★

Derek Marshall & Dricus Bezuidenhout 21/07/2013 (T)

Perfect R facing curved open book.

2. Contested Legacy – 21 ★★

Derek Marshall & Dricus Bezuidenhout 21/07/2013 (T)

Start 6m L of (3), up sharp strange open book with a violent looking spike jammed in the crack about 5m up. Move L out of the roof and up the off-width. Step R into a R facing ramp open book.

● 3. Open Project ~ 30

Bolted by Derek the Monster Marshall (8B&C)

4. Face Book Anties – 21

Juan-dray Marshall & Dricus Bezuidenhout 01/09/2013 (T)

Open book off-width cave, enter the base & climb inside, through the orifice at the top. Not for fatties.

5. Shelter Me – 18 ★★

Derek Marshall & Craig Bester Sept 2008 (T)

Perfect layback crack to L of The Real Me.

● 6. Open Project ~ 27

Bolted by Derek the Monster Marshall (5B&C)

7. The Real Me – 19, A0

Derek Marshall & Craig Bester Sept 2008 (T)

Nasty off-width to the L of *Poignantly Paradoxical*. Lead with one sit back on the rope...not quite clean. Too nasty to return to clean up.

● 8. Poignantly Paradoxical – 21 ★★

Garvin Jacobs & Stefan Buys Sept 2008 (6B&C)



9. Injury to One is an Injury to One - 21 ★★

Derek Marshall & Dricus Bezuidenhout 20/07/2013 (T)

Startup overhanging crack onto ledge & then into wide open book flake system.

10. Berlin – 19 ★★

Derek Marshall & Dricus Bezuidenhout 20/07/2013 (T)

Off-width crack.

11. Auntie sê Kraak - 22

Juan-drax Marshall & Dricus Bezuidenhout 01/09/2013 (T)

Up off-width to on top of the block in the crack, enter into the cavern. Climb the off-width on the inside of the cavern.

12. Player – 20

Juan-drax Marshall & Dricus Bezuidenhout 01/09/2013 (T)

Start on the ramp block with the huge cabbage tree. L into open book off-width, up to a ledge on the R, continue up off-width behind.

13. Veggie Bugger – 18 ★★

Derek Marshall & Dricus Bezuidenhout 25/08/2013 (T)

Perfect hand crack start, into L traverse, up layback arête & into chimney.

14. Freak a Bean – 20 ★

Juan-drax Marshall & Dricus Bezuidenhout 01/09/2013 (T)

Up 'V' recess, pull through roof. Move up easy ground to the R to belay from tree.

15. Hurricane – 16

Derek Marshall & Che Freese 01/08/2013 (T)

Off-width into easy scramble.

16. Nanjing – 20 ★★

Derek Marshall & Che Freese 01/08/2013 (T)

Under cut off-width, to a large tree. Easy ground to the top.

17. Dricus the Veggie Bastard – 18 ★★

Derek Marshall & Dricus Bezuidenhout 25/08/2013 (T)

Undercut off-width start, up crack on L of blunt arête.

18. Hail Hale Berry's Cherry – 17


Derek Marshall & Dricus Bezuidenhout 25/08/2013 (T)

Flaring off-width, moving L into perfect fist crack.

19. Verdun – 22 ★★

Derek Marshall & Dricus Bezuidenhout 25/08/2013 (T)

Off-width open book.



Name Drop Area



This is a small freestanding stack in the jungle, that is visible from the top.

1. Name Drop Extravaganza – 19

Garvin Jacobs, Mark Mannheim & Phillip 26/05/2018 (T)

Up the hand & fist crack on the eastern side of the small free stander.

2. Vegetarian Delight – 12

Derek Marshall & Simon Shaw 26/05/2018 (T)

Very kak crak & veg line.

3. Tunnel of Fun - 14

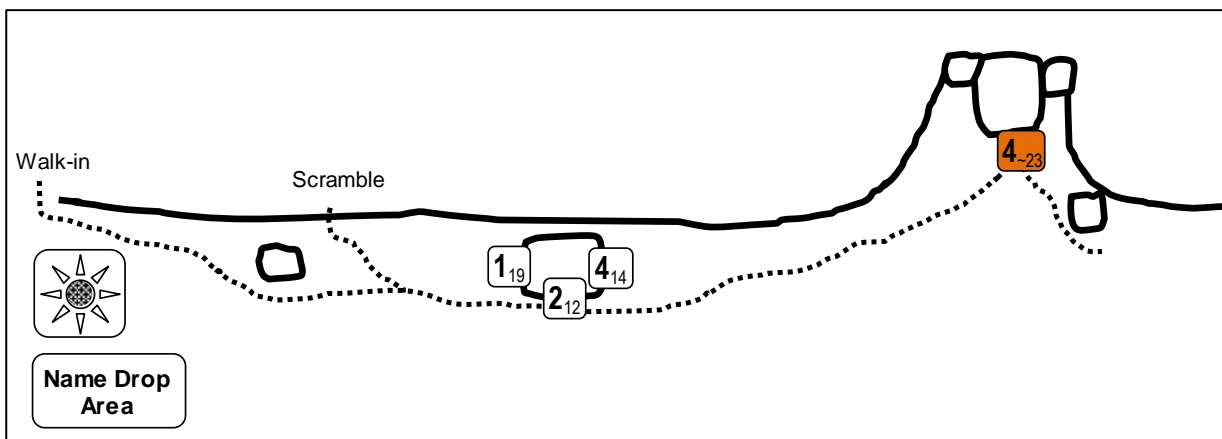
Mark Mannheim, Garvin Jacobs & Phillip 26/05/2018 (T)

AKA Throwing Two 2kg Packets of Viennas Down A Passage

Up the chimney on the western side of the stack.

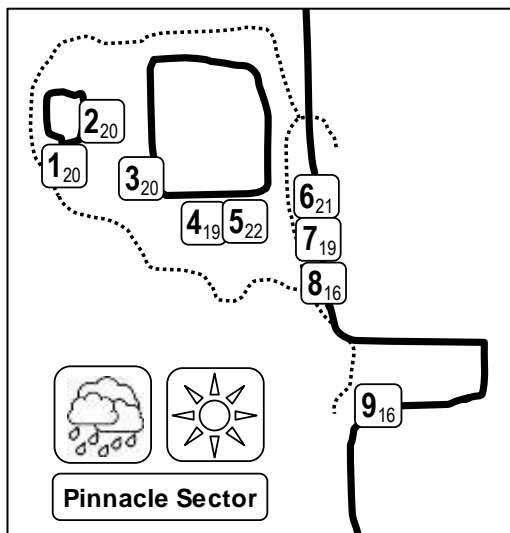
4. The Mean Melissa Trad Project (Open) ~ 23

Off-width.





Pinnacle Sector



This is a super wow pinnacle about 500m east of *Sunday Crag*. It is well worth the effort. Plenty of potential.

1. Platinum Label – 20 ★★★

40m James Matcher & Rhodes University Mountain Club crew 1991 (T&C)

Fist & hand crack on the LH side. Original descent was from a hex abseil point on the summit.

2. Vae Vuctis – 20

Garvin Jacobs & Mark Horan 2010 (T)

Takes a prominent break in the gully face of the pinnacle. Route finishes in a balls-y off-width cubby hole. Abseil off the wedged tat.



3. Dubious Levitation – 20 ★★★

Mark Mannheim & Melissa Cardoso 03/06/2018 (T)

Up crack to R of gully.

4. Fig Finger – 19

Mark Mannheim & Melissa Cardoso 03/06/2018 (T)

Up the nice-looking crack to a ledge. Across the ledge & up to abseil tree.

5. Soriavo – 22 ★

24m Derek Marshall & Mark Mannheim 27/05/2018 (T)

Up mean off-width, onto veg ledge. Up chimney to the top.

6. Brass Balls in the Dappled Light – 21 ★★

Mark Mannheim & Derek Marshall 27/05/2018 (T)



Up off-width.

7. Black & White Illusion – 19 ★★ Mark Mannheim & Derek Marshall 27/05/2018 (T)

Same start as *We Shall Never Die*. Break out L early. Up off-width.

8. We Shall Never Die – 16 Derek Marshall & Mark Mannheim 27/05/2018 (T)

Up short off-width.

9. Light of the Northern Star – 16 Derek Marshall & Mark Mannheim 27/05/2018 (T)

Up behind flake that forms an off-width layaway crack.

About 150m east of the pinnacle is a small crag.

10. Luck - 23 ★★★ 20m Derek Marshall & Terence Trevaskis 16/07/2022 (T&C)

Perfect crack! Interesting crack to the top. Rail R & up to chains.

11. Absolution – 20 22m Derek Marshall & Terence Trevaskis 06/07/2019 (T)

1.5m L of the prominent crack with top anchors. Up small recess, into 'V' slot & onto ledge. Up open book with giant loose flakes, up tree roots & veg.

Free Stander Sector



At the first T junction turn R follow the road past the gate to the staff village. Take the LH option at the next Y junction, about 200m further, take a track L. Follow the track within sight of a long straight power line. After about 1km the track branches north or down into a big dip. Take the track into the dip. Continue driving about 300m past the dip till the track peters out. Park. Walk following the power line for about 600m. The power line goes into a series of small dips, as you reach the top of the small rise if the last, follow a bit of a path into a thicket. There is a steep but easy walk down to the base of the first 3 free standing pillars.

1. Vision Thing – 18 ★ 15m Derek & Juan-dray Marshall 16/05/2015 (T)

Step off block into a horizontal crack. Up nice hand crack into a thin finger crack, over a loose flake, then onto RH arête.

2. By Any Means Necessary – 18 Derek Marshall & Terence Trevaskis 16/05/2015 (T)

On the freestanding stack closest to the landmass, up the off-width in-between the 1st & 2nd free standers. Onto a ledge, then L & up to a chimney, past the chimney, up & round the corner. Up the crack formed by a loose pillar block. This means you will have traversed 180° to the opposite corner, is risky & kak...don't repeat! To get off the top, lower one climber then abseils off the opposite side.

3. Dragon Lies Bleeding – 17 ★ Derek & Juan-dray Marshall 16/05/2015 (T)

Up ramp to gain curving fist crack, up past nice tree to the top of the 2nd free stander.

4. Never Run – 15 Derek & Juan-dray Marshall 17/05/2015 (T)

Up chimney, over chock stones to gain a gully passage. Move R in the passage to the ramp groove to top of the 3rd free stander.

5. We are Many – 21 Juan-dray & Derek Marshall 17/05/2015 (T)

Up L trending fist crack, onto a ledge, move R to smooth curved off-width. Onto a ledge, past a huge tree, up V groove to top of 3rd free stander.

6. Into the Battle – 23 ★★ 22m Juan-dray & Derek Marshall 16/05/2015 (T)

Up L facing open book, into L trending roof off-width under cling crack. Up into a cubbyhole below an overhanging off-width. Up this with some strain to a hand crack to the top.

7. Fire Ready – 17 Juan-dray & Derek Marshall 16/05/2015 (T)

P1 – 15 17m Up easy steps past a huge jammed boulder. Easy ground to a huge natural arch that looks like a huge elephant hind leg.

P2 – 17 20m Up chimney to the R, over chock stones, move L into grove, then to the top.

8. Relentless Pursuit – 16 15m Derek & Juan-dray Marshall 17/05/2015 (T)

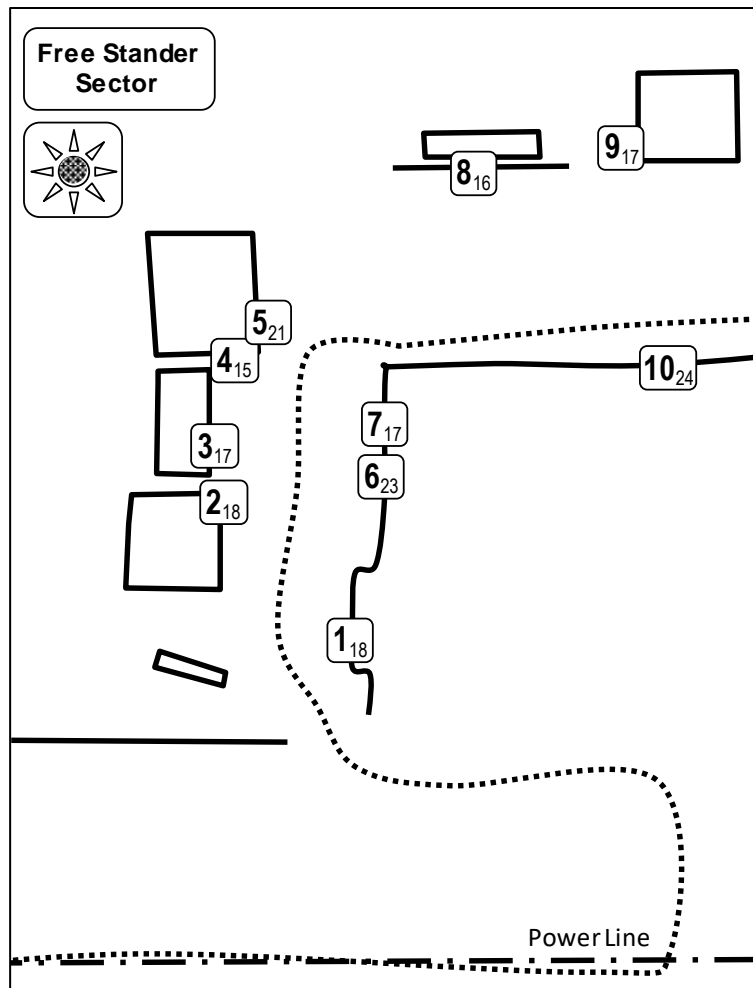
Fist & off-width, moving R & up back of small free-standing block. Belay from the bollard on top. Easy scramble off.

9. River of Steel – 17 18m Derek & Juan-dray Marshall 17/05/2015 (T)

Hand & fist crack on the office side of free stander. Off-width near the top. Abseil off tat on top.

10 Iron Law – 24 ★ 18m Juan-dray & Derek Marshall 17/05/2015 (T)

Monstrous off-width. Ledgy bits in-between. Freaking hectic & dangerous.



References:

¹ Keith James

SA Climbers Club, Jan – Mar 1988 Newsletter