

Groot Rivier

Rock Climbing Guide



www.easterncaperockclimbing.co.za



Legal Note: All climbing is very dangerous & always at your own risk. Nobody is forcing you to climb. You choose to climb, so choose to go home before the risks become too high. Remember even small injuries can take 6 weeks to heal. No responsibility for inaccurate or incomplete information will be accepted by the scribe. The landowner accepts no liability at all. Climbers take full responsibility for themselves at all times. Fixed protection will become unreliable, loose rock is common, solid rock becomes loose & RD writers make up most of the information, with a beer, at the computer. This RD is only a guide & is no substitute for experience, training, common sense & a touch of caution. So, you are on your own...take care!














Note from the Scribe: It took consistent effort, time, work & organization to get this guide ready for your pleasure...for free! Thus, please respect that all the information & photographs are strictly Copy Righted. You are more than welcome to print out, e-mail or link to a web page this guide in its unchanged format, with logos & all information intact.

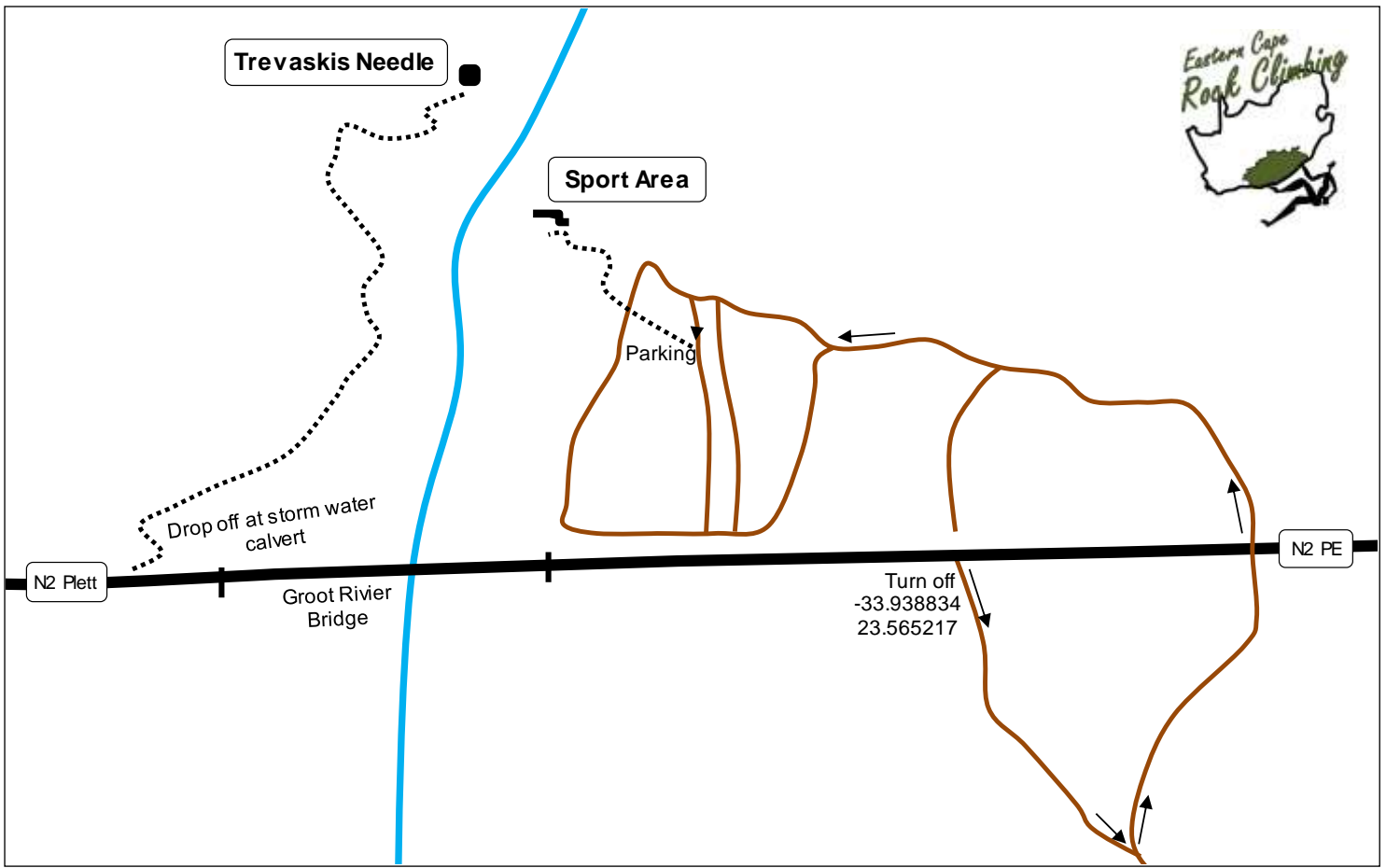
As this is a web-based guide it can be considered a continual work in progress. It is easy to change. So please send missing details, corrections, additions & adjustments to info@easterncaperockclimbing.co.za. All information will be greatly appreciated.

Directions: The *Groot Rivier Bridge* is on the N2 about 12 km out of Plett on the PE side.

Access: There are no known access issues. **Don't ask any questions about the climbing, just get on with it!**

General: The sport area has 7 sport lines & 5 trad lines. All sandstone.

Star Ratings	
★★★	Classic route in this province
★★	Good route in the area
★	Good route at this crag
No star	Reasonable to bollocks
Abbreviations & Symbols	
	(T) Trad route (natural gear) & grade
	● Sport route (bolted) & grade
	● Open Project / in-progress & ± grade
	● Closed Project & ± grade
	(S) FA was solo & grade
	P Potential
	A Abseil point
(11B&C)	Number of bolts & top chains
P / RB	Piton / Removable bolt
	Afternoon Shade
	Morning Shade
	Shade all day
	Sun all day
	Dappled shade all day
	Can be climbed in wet weather



Trevaskis Needle



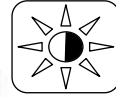
Get dropped off on the Plett side of the Groot Rivier Bridge. Walk to the end of a storm water drain & into the bush. Blunder in the direction of the pinnacle. Walk & scramble down the spur in front of the pinnacle, then drop into the gully & across the gully to the base of the pinnacle. It's not so easy.

1. Battle Discipline – 20 ★★★

58m Derek Marshall, Terence Trevaskis & Ruan Grundlingh 07.03.2015 (T&C)

Up crack in middle of downstream face. Up into an off width, onto a ledge & L into a L facing open book. Up breaking out R 4m below the tree. Over the tree & a bit of veg to the final few meters to the summit.


Trevaskis Needle



Groot Rivier Sport Crag



Best to park in the forest out of sight. Walk across the open section in the direction of the Groot Rivier. It's not distinct where to go, but you cross a concrete plinth, get sight of the crag, then walk down the gully in front of the crag. It is/was massively bushed, bash your way down to the crag.





● **1. Open Project ~24**

Bolted by Manuel Hajar, bolts sponsored by Derek Marshall.

● **2. Trout Mask Replica – 26 ★**

S & S Maasch 2010 (6B&C)

● **3. Prince Charming – 16 ★**

S & S Maasch 2010 (6B&C)

4. Dark Horizons – 15

Derek Marshall & Terence Trevaskis 25/07/2014 (T)

Prominent crack system.

● **5. Baboon Shite Parade – 17 ★**

S & S Maasch 2010 (8B&C)

● **6. Fingery Frog Food – 21 ★★**

S & S Maasch 2010 (8B&C)

● **7. Amphibious Landing Craft – 19 ★★**

S & S Maasch 2010 (10B&C)

● **8. Tadpoles on Toast – 18 ★**

S & S Maasch 2010 (10B&C)

9. A Matter of Time – 17

24m Derek Marshall & Terence Trevaskis 25/07/2014 (T)

Walk down the gully for about 45m, scramble up to a comfortable flat landing. On the landing take a prominent easy looking line on the L, its slightly steep. About 5m up start veering (whimpering) to the R to gain an easy ledgy break. Up this to belay from the first bolt of *Tadpoles on Toast*.

The next routes are round the corner on the upstream side on the sport crag. Go down the gully about 45m, scramble up to a comfortable flat landing, from the landing, scramble traverse L till you pass around the riverward side of the sport crag. Scramble up a bit in the next gully to a prominent easy open book.

10. Combat Ready – 15

34m Derek Marshall & Terence Trevaskis 26/07/2014 (T)

Up prominent open book. Over ledges & rough easy ground to a top out.

11. Merchants of the Underworld – 20 ★

42m Derek Marshall & Terence Trevaskis 26/07/2014 (T)

Somewhere R of the prominent open book, is an enticing looking arête system. Up this arête with massive strain, then just keep bambering through bush over ledges & some rock of course. The start is very cool.