

Meiringspoort

Legal Note: All climbing is very dangerous & always at your own risk. Nobody is forcing you to climb. You choose to climb, so choose to go home before the risks become too high. Remember even small injuries can take 6 weeks to heal. No responsibility for inaccurate or incomplete information will be accepted by the scribe or any other body. The landowners accept no liability at all. Climbers take full responsibility for themselves at all times. Fixed protection will become unreliable, loose rock is common, solid rock becomes loose & RD writers make up most of the information, with a beer, at the computer. This RD is only a guide & is no substitute for experience, training, common sense & a touch of caution. So, you are on your own...take care!

Eastern Cape Climbing Venues

Port Elizabeth	30 Coombs Gorge	37 EL urban crags & boulders	Toorberg	Swartberg
1 Lady's Slipper	Amatolas	38 Yellowsands & Inkwenkwezi	44 Graff-Reinet	49 Toverkop
2 Van Stadens	31 Fort Fordyce	39 Lalapanzi	45 Compassberg	50 Oudtshoorn
3 PE urban crags & boulders	32 Hogsback	40 Morgan Bay	Transkei	51 Gamkaskloof Bouldering
4 Sleepy Hollow	33 Stutterheim	41 Bola	46 Hole in the Wall	52 Swartberg Pass
5 Elands River	Langkloof	Winterberg	47 Hill of Execution	
6 Kirkwood	19 Nguniland	42 Mary & Martha	48 Port St Johns	
7 Cape St Francis	20 Kouga Wildernes	43 Hangklip		
Groot Winterhoek	21 Uniondale Pass			
8 Tygerhoek	Garden Route			
9 Naga's Kloof	22 Titzikama			
10 Eagle Gorge	23 Groot Rivier			
11 Momentum Gorge	24 Piesang Valley			
12 Pinnacle Gorge	East London			
13 Cockscomb	34 NSA			
14 Grootbos & Kleinbos	35 Windmill Hole			
15 Nivera	36 Buffalo River			
Baviaans				
16 Grips				
17 Kudu Kaya				
18 Waterkloof				
Grahamstown				
25 Alicedale				
26 Howison's Poort				
27 Moodie's				
28 Bouldering				
29 Thornkloof				

More route guides can be found on www.easterncaperockclimbing.co.za

Note from the Scribe: It took some effort, time, work & organization to get this guide ready for your pleasure. Thus, please respect that all the information & photographs are strictly **Copy Righted**. Nobody "has" a lawyer, normally a lawyer has us...by the short & curlies. But I do know this lawyer, he's a bit of a dick, but apparently, he normally wins. Friends let's not get to see how much of a dick he really is. You are more than welcome to print out, e-mail or link to a web page this guide in its unchanged format, with logos & all information intact.

As this is a web-based guide it can be considered a work in progress. It is easy to change. Please send missing details, corrections, additions & adjustments to info@easterncaperockclimbing.co.za. All information will be greatly appreciated.



Directions: Meiringspoort is situated on the road from Oudtshoorn to Johannesburg (N12). Meiringspoort is about 6 km's out of De Rust in the Johannesburg direction. Best to park at the rest area closest to De Rust. The *Marlyn* crag is directly opposite the rest area & *Three Blind Mice* wall is about 1.3km towards Johannesburg & very close to the road. The routes in Meiringspoort are a nice break for climbers travelling between Johannesburg & the coastal resorts. The climbing is special in its own way & the weather is always good.

Walk-in: Very short, maybe 5 minutes.

Potential: Lots of potential.











General: Only 5 trad routes. Apparently Martin Renz & Morne Van Der Mescht opened some boulder problems in Meiringspoort, but the details have been lost.

Rock Type: Hard smooth quartzite, mostly slab.

Accommodation: Best place would be in De Rust.

Thanks & Appreciation:

- Thanks to Deon Nortjé & Authur Kehl who wrote the initial guide that was used to make this guide.
- Thanks to Gareth Frost who web published & made available Deon Nortjé & Authur Kehl guide.

Star Ratings	
★	Good route at this crag
★★	Good route in the area
★★★	Classic route in this province
No star	Reasonable to bollocks
Abbreviations & Symbols	
 15 ₁₄	● Bolted sport route & grade
 16 ₂₁	● Project / In-progress & ± grade
 13 ₁₆	T Trad route, natural gear & grade
6B	Number of bolts
C	Chains or top anchors
	Chains or top anchors
P	Piton
RB	Removable bolt
	Afternoon Shade
	Morning Shade
	Shade all day
	Sun all day
	Dappled shade all day
	Can be climbed in wet weather

Marlyn



1. Marlyn – 18

Paul Hugo, Deon Nortjé & Authur Kehl early '90s (T)

Climb the off-width on the R of the overhanging wall.

2. Swarms of Sadness - 16

Deon Nortjé & Authur Kehl early '90s (T)

Up the crack L of *Marlyn* to a big block. Mantle to top out.



Three Blind Mice



1. Three Blind Mice – 20

J.P. Theart & Authur Kehl early '90s (T)

Climb the grey wall using small finger pockets.

2. Centreface – 19

A. Van der Berg & Paul Hugo early '90s (T)

Climb the big crack to the top of the rock mass.

3. 9038 – 19

Deon Nortjé & Paul Hugo early '90s (T)

Climb the obvious layback & mantle to a small tree. The tree is the abseil point.



The next route is a bit tricky to see.

From the rest spot closest to De Rust, continue with the road for another 8 km's towards Johannesburg. Pull at a picnic spot on the L of the road.

The Maleviction – 20

Deon Nortjé & Authur Kehl early '90s (T)

Up the crack system on the overhanging wall to an interesting layback finish.

