

www.easterncaperockclimbing.co.za

Kirkwood

Rock Climbing Guide



Legal Note: All climbing is very dangerous & always at your own risk. Nobody is forcing you to climb. You choose to climb, so choose to go home before the risks become too high. Remember even small injuries can take 6 weeks to heal. No responsibility for inaccurate or incomplete information will be accepted by the scribe or any other body. The landowners accept no liability at all. Climbers take full responsibility for themselves at all times. Fixed protection will become unreliable, loose rock is common, solid rock becomes loose & RD writers make up most of the information, with a beer, at the computer. This RD is only a guide & is no substitute for experience, training, common sense & a touch of caution. So, you are on your own...take care!

Eastern Cape Climbing Venues

Port Elizabeth

- 1 Lady's Slipper
- 2 Van Stadens
- 3 PE urban crags & boulders
- 4 Sleepy Hollow
- 5 Elands River
- 6 Kirkwood
- 7 Cape St Francis

Groot Winterhoek

- 8 Tygerhoek
- 9 Naga's Kloof
- 10 Eagle Gorge
- 11 Momentum Gorge
- 12 Pinnacle Gorge
- 13 Cockscomb
- 14 Grootbos & Kleinbos
- 15 Nivera

Baviaans

- 16 Grips
- 17 Kudu Kaya
- 18 Waterkloof

Grahamstown

- 25 Alicedale
- 26 Howison's Poort
- 27 Moodie's
- 28 Bouldering
- 29 Thornkloof

30 Coombs Gorge

- Amatolas**
- 31 Fort Fordyce
- 32 Hogsback
- 33 Stutterheim

Langkloof

- 19 Nguniland
- 20 Kouga Wildernes
- 21 Uniondale Pass

Garden Route

- 22 Titzikama
- 23 Groot Rivier
- 24 Piesang Valley

East London

- 34 NSA
- 35 Windmill Hole
- 36 Buffalo River

37 EL urban crags & boulders

- 38 Yellowsands & Inkwenkwezi
- 39 Lalapanzi
- 40 Morgan Bay
- 41 Bola
- Winterberg**
- 42 Mary & Martha
- 43 Hangklip

Toorberg

- 44 Graff-Reinet
- 45 Compassberg
- Transkei**
- 46 Hole in the Wall
- 47 Hill of Execution
- 48 Port St Johns

Swartberg

- 49 Toverkop
- 50 Oudtshoorn
- 51 Gamkaskloof Bouldering
- 52 Swartberg Pass



Note from the Scribe: It took consistent effort, time, work & organization to get this guide ready for your pleasure...for free! Thus, please respect that all the information & photographs are strictly **Copy Righted**. Nobody "has" a lawyer, normally a lawyer has us...by the short & curlies. But I do know this lawyer, he's a bit of a dick, but apparently, he normally wins. Friends let's not get to see how much of a dick he really is. You are more than welcome to print out, e-mail or link to a web page this guide in its unchanged format, with logos & all information intact.

Many routes have been added or recorded for the first time in the last 10 years. Much detail was missing from the resources publicly available. This guide is an attempt to consolidate this info & available to everyone. As this is a web-based guide it can be considered a work in progress. It is easy to change. So please send missing details, corrections, additions & adjustments to info@easterncaperockclimbing.co.za. All information will be greatly appreciated.

Big thanks to Andy Wesson for bulk of the information, the first guide & pics of the illusive Mark Berry.

Rock: The Wall at Kirkwood is a thin wafer of quartz about a meter thick. Climbing is on both sides. There are 4 sport lines & 10 mixed or trad lines. Very limited potential for new lines.











History: More than 10 years after this crag was discovered, this sweet Wall lay completely forgotten. Till it was re-discovered after Andrew Wesson's RDs re-surfaced. This rediscovery was followed by a single rainy day of development, where the remaining lines were plundered. Unfortunately, all the routes are a bit short, but good fun and super limited walk in.



Directions: Follow the R75 from Uitenhage to Jansenville. Turn R at the first Kirkwood turnoff. Through a four way stop and on towards Bergsig. After 700m Turn R at a T junction. A grave yard is 1.5km further along this road. The *Great Wall* is on the RH side 800m past the graveyard. Park in the small drive before the cause way.

Routes are recorded from the river to the fence.

Walk-in: 20 seconds

Star Ratings	
★	Good route at this crag
★★	Good route in the area
★★★	Classic route in this province
No star	Reasonable to bollocks
Abbreviations & Symbols	
	● Bolted sport route & grade
	● Project / In-progress & ± grade
	T Trad route, natural gear & grade
6B	Number of bolts
C	Chains or top anchors
	Chains or top anchors
P	Piton
RB	Removable bolt
	Afternoon Shade
	Morning Shade
	Shade all day
	Sun all day
	Dappled shade all day
	Can be climbed in wet weather

Up Stream Face



Please note that the bolts and chains on the older routes might be a bit dodge and will need to be replaced before these routes can be safely led. Routes are recorded R to L.

1. First Come, First Served – 21

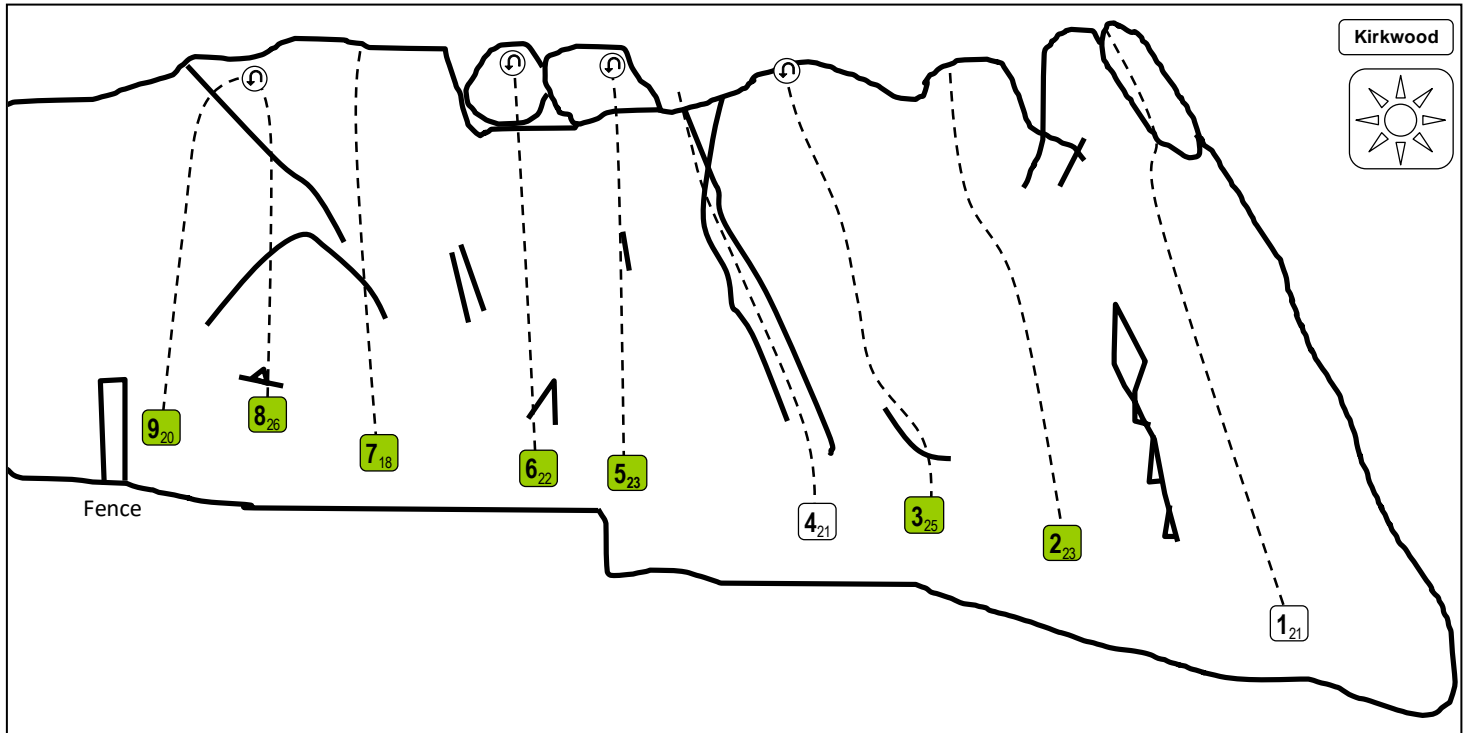
Mark Berry Sept 1992 (T)

Up the obvious crack line closest to the river.

● 2. Sonic Boom – 23 ★

Andrew Wesson 1992 (T, 2B&C)

Up the bolts just L of *First Come, First Served*.



● 3. Severance – 25 ★★

Richard Van Der Merwe April 1992 (3B&C)

Follow 3 bolts to chains at the highest point of crag.

4. No False Illusions – 21

Richard Van Der Merwe April 1992 (T)

Up twin cracks to low point in wall. Interesting fall potential.

● 5. Natalian Satire – 23 ★★

Andrew Wesson 1992 (T, 3B&C)

● 6. Science Friction – 22 ★

Andrew Wesson 1992 (T, 2B&C)

Start on block to R of spekboom. Climb to pointed feature and follow feint L to R diagonal crack to chains.

● 7. Eighty Percent Mental – 18

Derek Marshall & Martin Renz 04.07.2004 (4B&C)

Sweet L trending diagonal line which shares anchors with *A Little Number* and *Easy-Peazy-Lemon-Squeezy*.

● 8. A Little Number – 26 ★

Martin Renz & Derek Marshall 04.07.2004 (3B&C)

Could be a tad harder for anyone who is not exceptionally tall.

● 9. Easy-Peazy-Lemon-Squeezy – 20

Derek Marshall & Martin Renz 04.07.2004 (3B&C)

Down Stream Face



This side is very bushy. The routes are short, but nice and easy. All are trad. Routes are recorded L to R.

- | | |
|---|---|
| 10. Doctor Do Little – 12 | Craig Bester & Donovan Kaschula 4 July 2004 (T) |
| Up broken line 3m R of the end of the crag. | |
| 11. Good Rock... Good God! Let's Climb! – 14 ★ | Allen Luck & Derek Marshall 04.07.2004 (T) |
| 2m R of <i>Doctor Do Little</i> . Move slightly L. | |
| 12. Prominent Success – 15 | Allen Luck & Donovan Kaschula 04.07.2004 (T) |
| Up prominent R trending crack system to 'V' notch. | |
| 13. Babalaas Blues – 16 | Allen Luck & Donovan Kaschula 04.07.2004 (T) |
| Start from fence. Diagonal L to belay point on the far L. | |
| 14. The Porkster – 16 | Craig Bester & Donovan Kaschula 04.07.2004 (T) |
| Start 2m R of fence. | |

