


www.easterncaperockclimbing.co.za

Masekane

Rock Climbing Guide





Legal Note: All climbing is very dangerous & always at your own risk. Nobody is forcing you to climb. You choose to climb, so choose to go home before the risks become too high. Remember even small injuries can take 6 weeks to heal. No responsibility for inaccurate or incomplete information will be accepted by the scribe or any other body. The landowners accept no liability at all. Climbers take full responsibility for themselves at all times. Fixed protection will become unreliable, loose rock is common, solid rock becomes loose & RD writers make up most of the information, with a beer, at the computer. This RD is only a guide & is no substitute for experience, training, common sense & a touch of caution. So you are on your own...take care!

Eastern Cape Climbing Venues

Port Elizabeth	30 Coombs Gorge	37 EL urban crags & boulders	Toorberg	Swartberg
1 Lady's Slipper	Amatolas	38 Yellowsands & Inkwenkwezi	44 Graff-Reinet	49 Toverkop
2 Van Stadens	31 Fort Fordyce	39 Lalapanzi	45 Compassberg	50 Oudtshoorn
3 PE urban crags & boulders	32 Hogsback	40 Morgan Bay	Transkei	51 Gamkaskloof Bouldering
4 Sleepy Hollow	33 Stutterheim	41 Bola	46 Hole in the Wall	52 Swartberg Pass
5 Elands River	Langkloof	Winterberg	47 Hill of Execution	
6 Kirkwood	19 Nguniland	42 Mary & Martha	48 Port St Johns	
7 Cape St Francis	20 Kouga Wildernes	43 Hangklip		
Groot Winterhoek	21 Uniondale Pass			
8 Tygerhoek	Garden Route			
9 Naga's Kloof	22 Titzikama			
10 Eagle Gorge	23 Groot Rivier			
11 Momentum Gorge	24 Piesang Valley			
12 Pinnacle Gorge	East London			
13 Cockscomb	34 NSA			
14 Grootbos & Kleinbos	35 Windmill Hole			
15 Nivera	36 Buffalo River			
Baviaans				
16 Grips				
17 Kudu Kaya				
18 Waterkloof				
Grahamstown				
25 Alicedale				
26 Howison's Poort				
27 Moodie's				
28 Bouldering				
29 Thornkloof				



Note From The Scribe: It took consistent effort, time, work & organization to get this guide ready for your pleasure...for free! Thus please respect that all the information & photographs are strictly **Copy Righted**. Nobody "has" a lawyer, normally a lawyer has us...by the short & curlies. But I do know this lawyer, he's a bit of a dick, but apparently he normally wins. Friends, let's not get to see how much of a dick he really is. You are more than welcome to print out, e-mail & download this guide in its unchanged format, with logos & all information intact.

This guide is an attempt to consolidate this info & available to everyone. As this is a web-based guide it can be considered a work in progress. It is easy to change. So please send missing details, corrections, additions & adjustments to info@easterncaperockclimbing.co.za. All information will be greatly appreciated.

Big Thanks to Rob Mac Geoghegan for bolting most of the routes & for the effort of training hundreds of climbers & rescuers for more than 4 decades. Rob, "The Pope" of PE climbing & the true leader of Eastern Cape search & rescue has never been officially recognized or thanked. Big up to Rob for his dedication & his life of service. We salute you Rob! Rob you are a legend! This guide is dedicated to you!

Star Ratings	
★	Good route at this crag
★★	Good route in the area
★★★	Classic route in this province
No star	Reasonable to bollocks
Abbreviations & Symbols	
15 ₁₈	● Bolted sport route & grade
16 ₋₂₃	● Project / In-progress & ± grade
13 ₁₆	T Trad route, natural gear & grade
6B	Number of bolts
C	Chains or top anchors
⊕	Chains or top anchors
P	Piton
RB	Removable bolt
☀	Afternoon Shade
☀	Morning Shade
☀	Shade all day
☀	Sun all day
☀	Dappled shade all day
☁	Can be climbed in wet weather



Walk-in: ± 350m, ± 5min.

Time & Weather: Fairly shaded & sheltered

Potential: There is truly limited potential for more routes.

General: 20 short bolted routes, 4 short trad routes and some bouldering.

Access: No access restrictions.



Rock Type: Sandstone. Masekane is a bit short, but it is great for beginners.

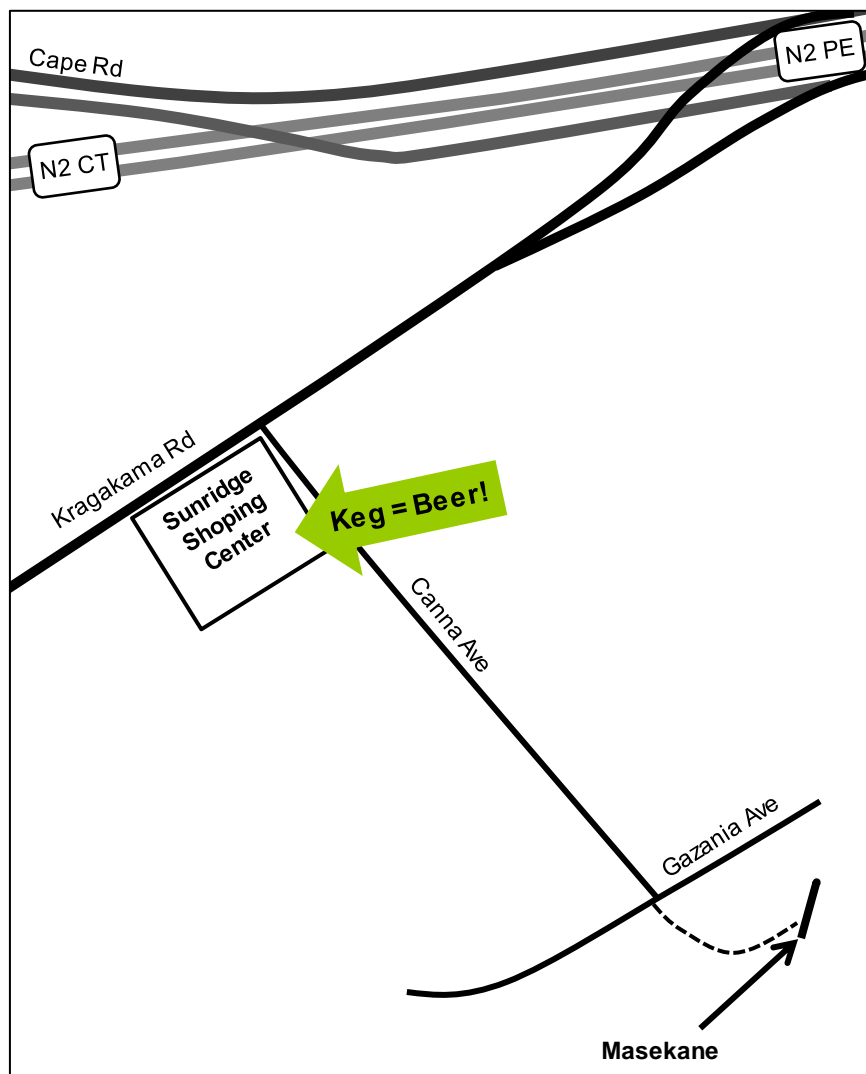
History: Apparently Masekane was discovered by Tim Robertson in the '70s. He started using it for abseil & rescue training & opened a few routes. R. Ordendaal opened some of the early routes & started bolting at Masekane in the '90s. There has been consistent climbing & training to climb at Masekane for generations. Rob Mac Geoghegan has used Masekane to train hundreds of people to abseil & climb. More recently Tyson Baars has taken a stack of people for their first climb at Masekane. This means that more people have climbed at Masekane than at any other crag in the Eastern Cape. Derek Marshall sponsored most of the hangers & top anchors.

Hazards: 🐝 **Bees:** Beware there is an active hive above & L of *This is the Day* (15). These bees must be considered very dangerous. Don't climb *This is the Day* & don't disturb the bees. 200 stings can kill a person, there can be 20 000 bees in a hive. Minimum these bees could land you in hospital.

Loose Rock: There is a fair amount of crumbly loose rock that is still coming off the routes. Wear your helmet... it's a smart thing to do! Chicks dig fat helmets!

Crime: Masekane is isolated enough to be considered very dangerous when proximity to human traffic & dwelling is taken into consideration. A machete may come in handy for more than just the path. Take care...especially if there are women in the party. No couples on their own! Bigger groups are better.


Snakes: A few puff adders have been spotted over the years.





- 1. Origin of Man Kind – 15 ★
- 2. Spike – 14 ★
- 3. Indian Giver – 17
(5B&C)
- 4. The Bulge – 14
- 5. Wasps – 15 ★
- 6. Divine Justice – 15
- 7. Tweedle Dumb – 16
- 8. Tweedle Dee – 16

- Rob Mac Geoghegan (4B&C)
- Rob Mac Geoghegan (5B&C)
- Derek Marshall & Ruben Snyman 2016
- R. Odendaal (5B&C)
- R. Odendaal (5B&C)
- Rob Mac Geoghegan (5B&C)
- Tyson Baars & Ruben Snyman (4B&C)
- Tyson Baars & Ruben Snyman (4B&C)



9. The Rock Cried Out – 15

Ruben Snyman & Derek Marshall 25/08/2019 (T&C)

Sit start under point, up ramp steps, R around the tree & up to chains of *The Trench*.

10. Spirit Impulse – 15

Ruben Snyman & Derek Marshall 25/08/2019 (T&C)

Up wide break with large jammed block. Up ramp steps & up to chains of *The Trench*.

● **11. The Trench – 15**

R. Odendaal (7B&C)

12. Taming The Tongue - 19

Derek Marshall & Ruben Snyman 25/08/2019 (T&C)

Start just L of *The Trench*. Up overhanging & through bulge with two horns. Don't step back & use the rock behind. Super contrived, but fun. Bamba up steps & junk through split in boulder to chains of *The Trench*.


13. I Am For Peace – 17

Derek Marshall & Ruben Snyman 25/08/2019 (T&C)

Strat up curving crack. Bamba up steps & junk through split in boulder to chains of *The Trench*.

● **14. Confucius Says – 19**

Tyson Baars & Nelmarie van Staden 16/02/2019 (5B&C)





- 15. This is the Day – 20 (⚠ Bees! ⚠)
- 16. Mufasa's Revenge – 18 ★★
- 17. Cardio Pet – 15
- 18. Cardio Arête - 16
- 19. Godsmack – 16
- 20. Endurance – 14
- 21. Rolling Thunder – 14 ★
- 22. Beginner's Revenge – 16
- 23. Insurgency – 15
- 24. Revolution - 15

Rob Mac Geoghegan (3B, no chains)
Rob Mac Geoghegan (5B&C)
R. Odendaal (5B&C)
R. Odendaal (5B&C)
Derek Marshall & Tyson Baars (5B&C)
Rob Mac Geoghegan (5B&C)
R. Odendaal (4B&C)
Tyson Baars & Nikita Werthmann 14/11/2017 (4B&C)
Rob Mac Geoghegan (6B&C)
Rob Mac Geoghegan (7B&C)

