


www.easterncaperockclimbing.co.za

Masekane

Rock Climbing Guide





LEGAL NOTE: All climbing is very dangerous & always at your own risk. Nobody is forcing you to climb. You choose to climb, so choose to go home before the risks become too high. Remember even small injuries can take 6 weeks to heal. No responsibility for inaccurate or incomplete information will be accepted by the scribe or any other body. The landowners accept no liability at all. Climbers take full responsibility for themselves at all times. Fixed protection will become unreliable, loose rock is common, solid rock becomes loose & RD writers make up most of the information, with a beer, at the computer. This RD is only a guide & is no substitute for experience, training, common sense & a touch of caution. So you are on your own...take care!

Eastern Cape Climbing Venues

Port Elizabeth	30 Coombs Gorge	37 EL urban crags & boulders	Toorberg	Swartberg
1 Lady's Slipper	Amatolas	38 Yellowsands & Inkwenkwe	44 Graff-Reinet	49 Towerkop
2 Van Stadens	31 Fort Fordyce	39 Lalapanzi	45 Compassberg	50 Oudtshoorn
3 PE urban crags & boulders	32 Hogsback	40 Morgan Bay	Transkei	51 Gamkaskloof Boulderin
4 Sleepy Hollow	33 Stutterheim	41 Bola	46 Hole in the Wall	
5 Elands River	Langkloof	Winterberg	47 Hill of Execution	
6 Kirkwood	19 Nguniland	42 Mary & Martha	48 Port St Johns	
7 Cape St Francis	20 Kouga Wildernes	43 Hangklip		
Groot Winterhoek	21 Uniondale Pass			
8 Tygerhoek	Garden Route			
9 Naga's Kloof	22 Titzikama			
10 Eagle Gorge	23 Groot Rivier			
11 Momentum Gorge	24 Plett Crags			
12 Pinnacle Gorge	East London			
13 Cockscomb	34 NSA			
14 Grootbos & Kleinbos	35 Windmill Hole			
15 Nivera	36 Buffalo River			
Baviaans				
16 Grips				
17 Kudu Kaya				
18 Waterkloof				
Grahamstown				
25 Alicedale				
26 Howieson's Poort				
27 Moodies				
28 Bouldering				
29 Thornkloof				

More route guides can be found on
www.easterncaperockclimbing.co.za

NOTE FROM THE SCRIBE: It took consistent effort, time, work & organization to get this guide ready for your pleasure...for free! Thus please respect that all the information & photographs are strictly **Copy Righted**. Nobody "has" a lawyer, normally a lawyer has us...by the short & curls. But I do know this lawyer, he's a bit of a dick, but apparently he normally wins. Friends, let's not get to see how much of a dick he really is. You are more than welcome to print out, e-mail & download this guide in its unchanged format, with logos & all information intact.

This guide is an attempt to consolidate this info & available to everyone. As this is a web based guide it can be considered a work in progress. It is easy to change. So please send missing details, corrections, additions & adjustments to info@easterncaperockclimbing.co.za . All information will be greatly appreciated.

Big Thanks to Rob Mac Geoghegan for bolting most of the routes & for the effort of training hundreds of climbers & rescuers for more than 4 decades. Rob, "The Pope" of PE climbing & the true leader of Eastern Cape search & rescue has never been officially recognized or thanked. We do deeply regret how you & various others were treated by the so called Mountain Club of South Africa EP Section. Big up to Rob for his dedicated & his life of service. We salute you Rob! Rob you are a legend! This guide is dedicated to you!



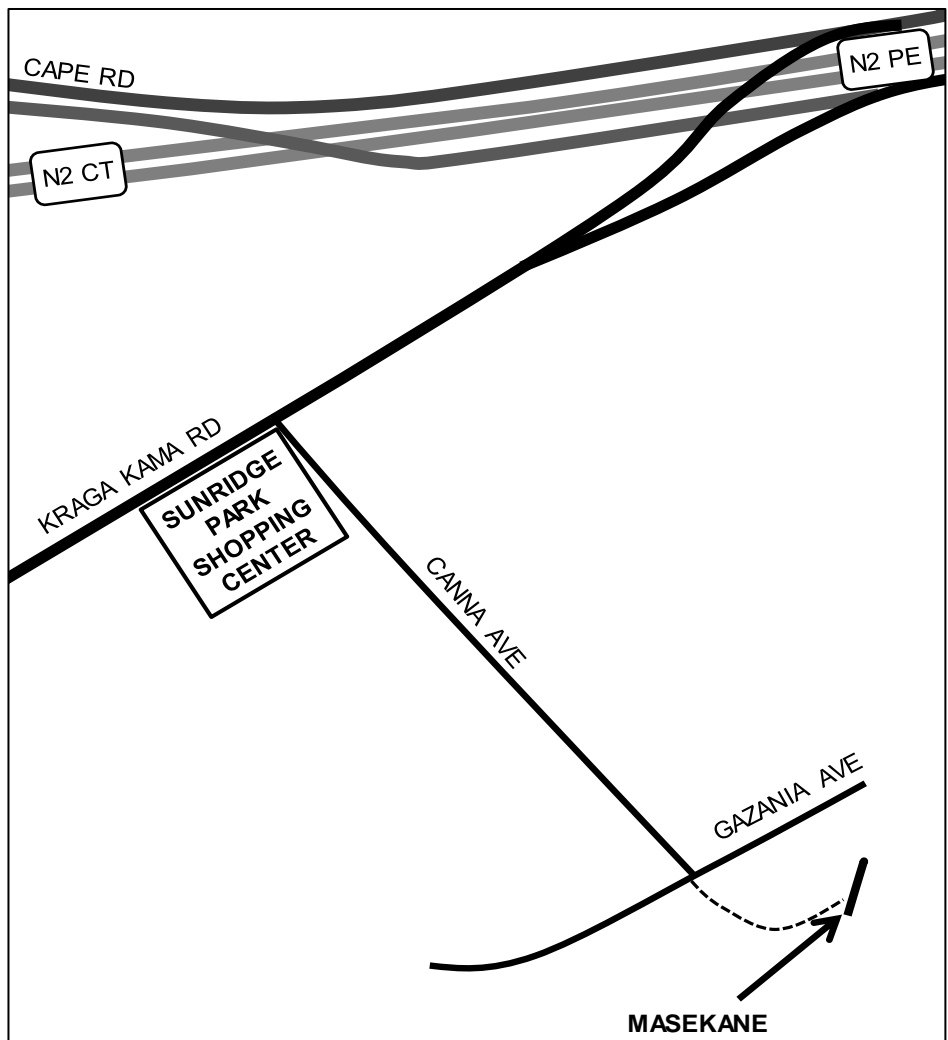
WALK IN: +-250m, 3 - 5 min.

TIME & WEATHER: Fairly shaded & sheltered



POTENTIAL: There is truly limited potential for more routes.

GENERAL: 19 short bolted routes and some bouldering.



STAR RATING SYSTEM	
★	Good route at this crag.
★★	Good route in the area.
★★★	Classic route in this province.
No star	Reasonable to bollocks.
ABBREVIATIONS & SYMBOLS	
●	Bolted sport route
●	Project / In progress
T	Trad route, natural gear
6B	Number of bolts
C	Chains or top anchors
	Chains or top anchors
P	Piton
RB	Removable bolt
	Afternoon Shade
	Morning Shade
	Shade all day
	Sun all day
	Dappled shade all day
	Can be climbed in wet weather

ACCESS: No access restrictions.

ROCK TYPE: Sandstone. Masakane is a bit short, but it is great for beginners.

HISTORY: Apparently Masekane was discovered by Tim Robertson in the '70s. He started using it for abseil & rescue training & opened a few routes. R. Ordendaal opened some of the early routes & started bolting at Masekane in the '90s. There has been consistent climbing & training to climb at Masekane for generations. Rob Mac Geoghegan has used this crag to train hundreds of people to abseil & climb. More recently Tyson Baars has taken a stack of people for their first climb at Masekane. This means that more people have climbed at Masekane than at any other crag in the Eastern Cape. Derek Marshall sponsored most of the hangers & top anchors.

HAZARDS: 🐝 **Bees:** Beware there is an active hive above & L of *This is the Day* (11). These bees must be considered very dangerous. Don't climb *This is the Day* (route 10) & don't disturb the bees. 200 stings can kill a person, there can be 20 000 bees in a hive. Minimum these bees could land you in hospital.




Loose Rock: There is a fair amount of loose rock that is still coming off the routes. Wear your helmet... it's a smart thing to do! Chicks dig helmets!

Crime: Masekane is isolated enough to be considered very dangerous when proximity to human traffic & dwelling is taken into consideration. A machete may come in handy for more than just the path. Take care...especially if there are women in the party. No couples on their own! Bigger groups are better.

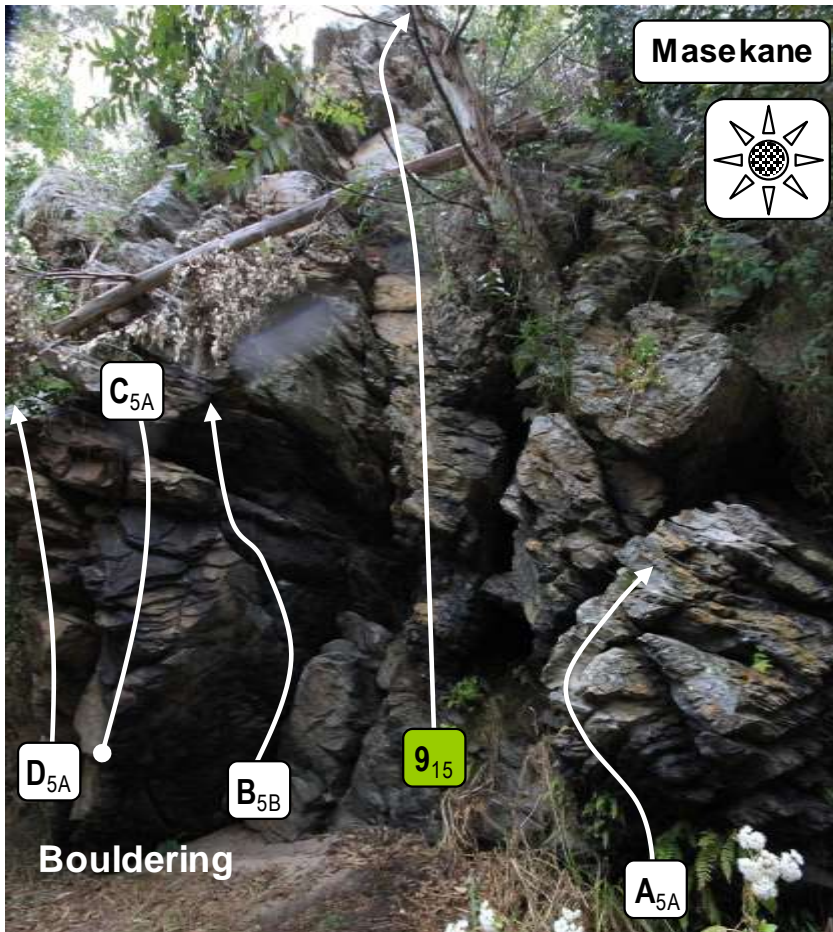
Snakes: A few puff adders have been spotted over the years.

- 1. Origin of Man Kind – 15 ★ Rob Mac Geoghegan (4B&C)
- 2. Spike – 14 ★ Rob Mac Geoghegan (5B&C)
- 3. Indian Giver – 17 Derek Marshall & Ruben Snyman 2016 (5B&C)
- 4. The Bulge – 14 R. Odendaal (5B&C)
- 5. Wasps – 15 ★ R. Odendaal (5B&C)
- 6. Divine Justice – 15 Rob Mac Geoghegan (5B&C)
- 7. Tweedle Dumb – 16 Tyson Baars & Ruben Snyman (4B&C)
- 8. Tweedle Dee – 16 Tyson Baars & Ruben Snyman (4B&C)



● 9. The Trench – 15

R. Odendaal (7B&C)



Boulder Problems:

A. Bergie – 5A Sit start on jugs under jutting low overhang. Top onto that block, then jump off.

B. Turd Corner – 5B Sit start in lay away, move L onto jug, up to large rail. Don't top out, jump down.

C. Sacrifice – 5A Sit start on rail, directly up on jugs to a prominent rail. Don't top out, jump down.

D. Victory – 5A Sit start on rail, directly up on LH arête to a prominent rail. Don't top out, jump down.

● 10. Confucius Says – 19

Tyson Baars & Nelmarie van Staden 16/02/2019 (5B&C)





- 11. This is the Day – 20 (🐝 Bees! 🐝)
- 12. Mufasa's Revenge – 18 ★★
- 13. Cardio Pet – 15
- 14. Cardio Arête - 16
- 15. Godsmack – 16
- 16. Endurance – 14
- 17. Rolling Thunder – 14 ★
- 18. Beginner's Revenge – 16
- 19. Insurgency – 15
- 20. Revolution - 15

- Rob Mac Geoghegan (3B, no chains)
- Rob Mac Geoghegan (5B&C)
- R. Odendaal (5B&C)
- R. Odendaal (5B&C)
- Derek Marshall & Tyson Baars (5B&C)
- Rob Mac Geoghegan (5B&C)
- R. Odendaal (4B&C)
- Tyson Baars & Nikita Werthmann 14/11/2017 (4B&C)
- Rob Mac Geoghegan (6B&C)
- Rob Mac Geoghegan (7B&C)

