

Van Stadens

Bouldering Guide



Cover Pic, the fat scribe on Miracle Man (7A). Kind thanks to Dale Gathercole.

Random Hazards

- Snakes, lots of snakes in PE these days. Dale is the most horrible snake!
- Baboons are a pain in the ass & should be considered very dangerous. Don't try to displace them as they will become super aggressive. Unfortunately baboons have lost their main natural predator, red necks. Yea, they are all sitting at the pub drinking brandy & coke.

History

Prophet's Cave would have been used as a shelter by Khoekhoen & Bushman, their paintings are visible at Poop Scoop 300m away. *The climbing potential was recognised in* about 2005 by Derek Marshall, Craig Bester & Allen Luck. Adam Ondra briefly visited Prophet's on the 2009 Petzl Rock'n Road Trip. It was a hot day in July & Adam had grumbles about the heat at Troll, so we switched to bouldering in the shade at Prophet's. He tried one problem & cut his finger almost immediately. He was super bleak & bailed.





Prophet's

Troll

Lady's Slipper

Falcon Rock

Maria Maan

Van Stadens Road

Old Cape Road

Star Ratings

- ★★★★ Classic problem
- ★★ Great problem
- ★ Good problem

Abbreviations & Symbols

- BS Bum Start
- SS Stand Start
- Highball - high / dangerous
- Lowball - small / low

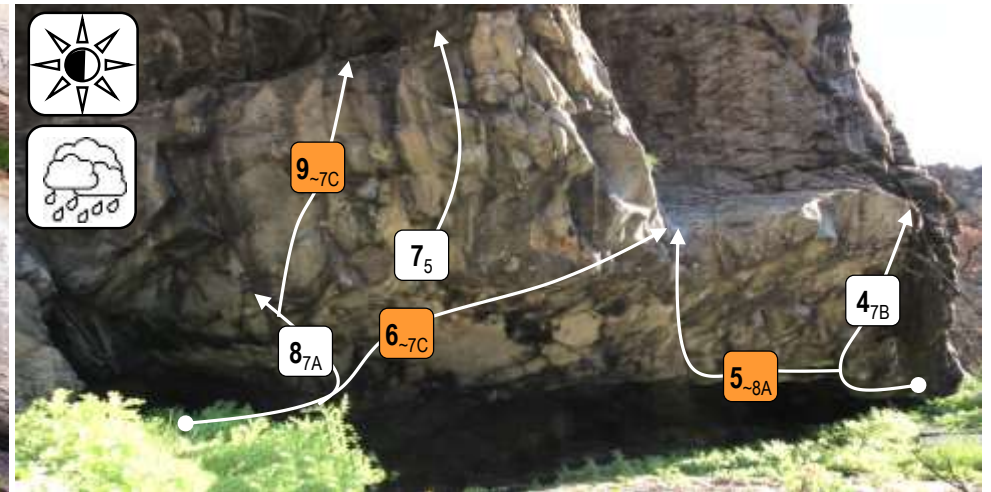
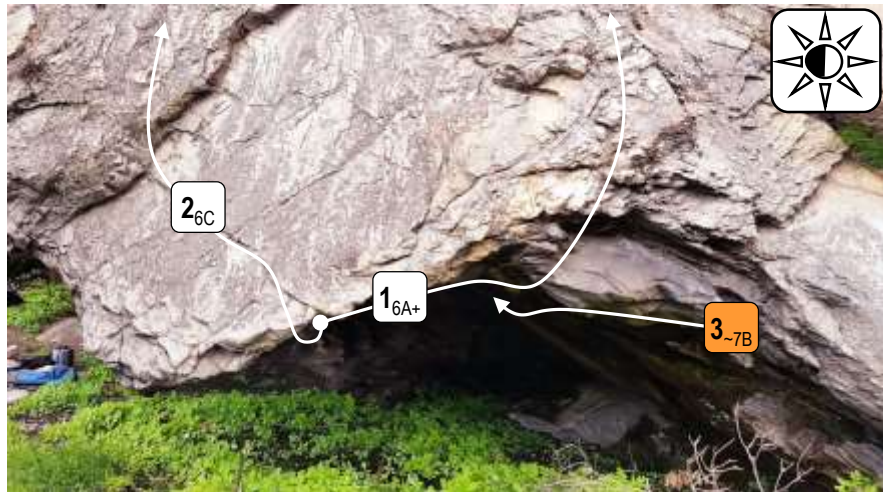
2_{7A} Problem with grade

1_{~7A} Project + approximate grade

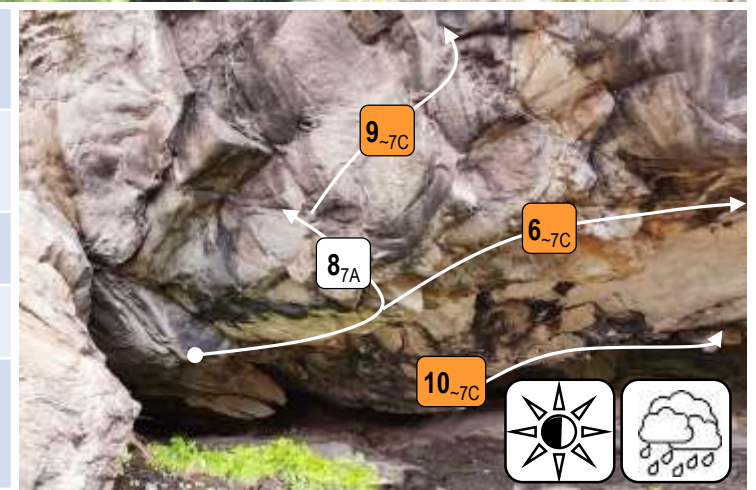
P Potential


N2 CT

N2 PE

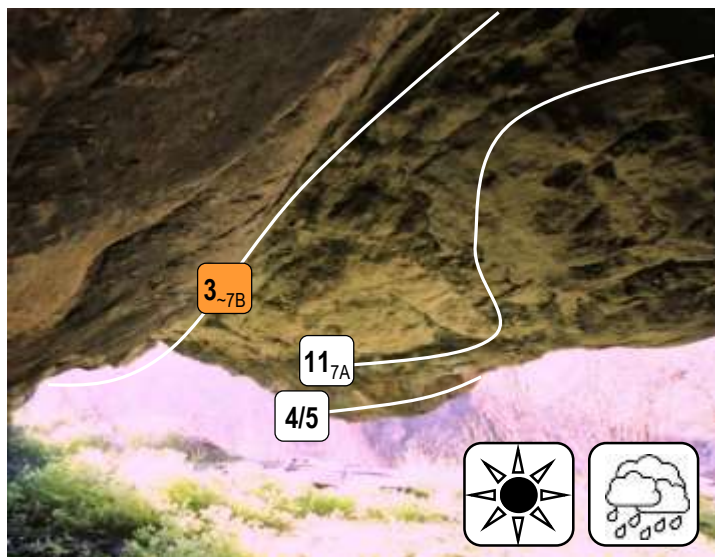



1	Rain Maker ★★	6A+	BS, RH on crimp under roof & LH on crimp outside on arête. Up arête. At apex of roof, up onto ramp. Up to jug, then jump down. No top-out. ●
2	Song of the Rain ★★	6C	BS, same as <i>Rain Maker</i> , RH on crimp under roof & LH on crimp outside on arête. Up to crimp rail. Move L into R facing seam. Up to jug. Jump down. No top-out. ●
3	Project	≈7B	BS on outside, R of apex. Follow the apex of roof all the way to the hole at back of roof. ●
4	Gratitude ★★	7B	BS under the lowest point of the roof. RH on undercling crimp, LH on large side pull. Up to stop on jug.
5	Project	≈8A	BS, same as 4, under the lowest point of the roof. RH on undercling crimp, LH on large side pull. Traverse along the lowest point of the roof to a crack. Out through the roof via a series of side pulls. ●
6	Project	≈7C	BS on undercling rail, out through the roof. ●
7	Heitse-Eibib	5	SS on on side pull & crimp. Up to jug rail.
8	Profits of Destruction ★	7A	BS on undercling rail, traverse out, then mak a 90° turn out of the roof to stop on a diagonal crimp rail. ●
9	Project	≈7C	BS, same as <i>Profits of Destruction</i> , on undercling rail, traverse out, then mak a 90° turn out of the roof to stop on a diagonal crimp rail. Continue up to jug rail.





10	Project	≈7C	BS low close to the hole. Traverse along the lowest part of the roof, then up into the apex of the roof. Stop on the prominent knob that is also the end of <i>Miracle Man</i> . ●
11	Miracle Man ★★★	7A	BS LH in 'V' shaped sloper & RH on crimp rail. Up into jug rail in apex of roof. Traverse in the apex to a prominent knob. ●





1	Trolls Wife	6C	BS into obvious traverse, then top out.
2	Hair of My Chiny-Chin-Chin	5	BS into easy open book.
3	The Goats Balls	6B+	BS straight up arête.
4	Trolls Life	6C+	BS start between boulders, up to the L.
5	Project	≈8A	BS then through the roof.
6	Guest	6A+	BS Stand start, traverse R onto nose, then top out.