



Tyson's Crag

Climbing Guide

www.easterncaperockclimbing.co.za



LEGAL NOTE: All climbing is very dangerous & always at your own risk. Nobody is forcing you to climb. You choose to climb, so choose to go home before the risks become too high. Remember even small injuries can take 6 weeks to heal. No responsibility for inaccurate or incomplete information will be accepted by the scribe or any other body. The landowners accept no liability at all. Climbers take full responsibility for themselves at all times. Fixed protection will become unreliable, loose rock is common, solid rock becomes loose & RD writers make up most of the information, with a beer, at the computer. This RD is only a guide & is no substitute for experience, training, common sense & a touch of caution. So you are on your own...take care!

Eastern Cape Climbing Venues

Port Elizabeth	30 Coombs Gorge	37 EL urban crags & boulders	Toorberg	Swartberg
1 Lady's Slipper	Amatolas	38 Yellowsands & Inkwenkwe	44 Graff-Reinet	49 Towerkop
2 Van Stadens	31 Fort Fordyce	39 Lalapanzi	45 Compassberg	50 Oudtshoorn
3 PE urban crags & boulders	32 Hogsback	40 Morgan Bay	Transkei	51 Gamkaskloof Boulderin
4 Sleepy Hollow	33 Stutterheim	41 Bola	46 Hole in the Wall	
5 Elands River	Langkloof	Winterberg	47 Hill of Execution	
6 Kirkwood	19 Nguniland	42 Mary & Martha	48 Port St Johns	
7 Cape St Francis	20 Kouga Wildernes	43 Hangklip		
Groot Winterhoek	21 Uniondale Pass			
8 Tygerhoek	Garden Route			
9 Naga's Kloof	22 Titzikama			
10 Eagle Gorge	23 Groot Rivier			
11 Momentum Gorge	24 Plett Crags			
12 Pinnacle Gorge	East London			
13 Cockscomb	34 NSA			
14 Grootbos & Kleinbos	35 Windmill Hole			
15 Nivera	36 Buffalo River			
Baviaans				
16 Grips				
17 Kudu Kaya				
18 Waterkloof				
Grahamstown				
25 Alicedale				
26 Howieson's Poort				
27 Moodies				
28 Boulderling				
29 Thornkloof				

More route guides can be found on
www.easterncaperockclimbing.co.za

NOTE FROM THE SCRIBE: It took consistent effort, time, work & organization to get this guide ready for your pleasure...for free! Thus please respect that all the information & photographs are strictly **Copy Righted**. Nobody "has" a lawyer, normally a lawyer has us...by the short & curlies. But I do know this lawyer, he's a bit of a dick, but apparently he normally wins. Friends, let's not get to see how much of a dick he really is. You are more than welcome to print out, e-mail or link to a web page this guide in its unchanged format, with logos & all information intact. As this is a web based guide it can be considered a work in progress. It is easy to change. So please send missing details, corrections, additions & adjustments to info@easterncaperockclimbing.co.za . All information will be greatly appreciated.

ACCESS: Access is via Tyson Baars at this stage. There are gate guards.

WALK IN: +-400m. Easy path.

TIME & WEATHER: Faces south east. Shaded from 12H00 in summer.



POTENTIAL: Quite a lot!

GENERAL: 31 routes; 15 bolted routes, 16 trad lines.

ROCK TYPE: Vertical quartzite.

HISTORY: There are sand mussel shells in the cave below the main crag that indicate that the cave was occupied by Bushman or Khoekhoe. Possible it was on a seasonal migration path. Henry Lichtenstein in his book Travels in Southern Africa 1803 – 1806 reported a Khoekhoe settlement on the heights above the van Stadens River crossing.

Tyson's Crag is the large brown face visible from Lady's Slipper. All the years climbers have looked down from the Slipper and wondered about this crag. Finally in 2016 Tyson Baars, a Blue Horizon Bay local, looked at the crag & said he thought it was on his buddy's farm. The following weekend we had access organized & started to find our way in. It was hard work. The bush is hectic. After a day of hard bundu bashing no real rock was seen. A few months later another trip saw a few trad routes opened, nothing really worth while. This time we bashed our way to the stream at the bottom of the valley. From there we saw a fore shortened view of the main face. It looked short, but decent rock. Weeks later another trip had us abseiling into the crag & bashing our way out.

HAZARDS:










Loose Rock: There is a fair amount of loose rock that is still coming off the routes, as well as tons lying loose on top. Wear your helmet... it's a smart thing to do! Chicks dig helmets!

Snakes: Look out for snakes. Various puffadders & boomslangs have been spotted.

Star Ratings

- ★ Good route at this crag.
- ★★ Good route in the area.
- ★★★ Classic route in this province.
- No star Reasonable to bollocks.



Abbreviations & Symbols

-  Bolted sport route
-  Project / In progress
- T Trad route, natural gear
- 6B Number of bolts
- C Chains or top anchors
-  Chains or top anchors
- P Piton
- RB Removable bolt
-  Afternoon Shade
-  Morning Shade
-  Shade all day
-  Sun all day
-  Dappled shade all day
-  Can be climbed in wet weather



- 1. Feels Like Forever – 11** 8m Ruben Snyman & Derek Marshall 06/01/2019 (T)
Very short easy crack on the L.
- 2. Unnecessary – 14** 8m Derek Marshall & Nelmarie van Staden 11/11/2018 (T)
Up easy steps just R of jutting finger. Short line.
- 3. Life Screams – 15** 9m Derek Marshall & Nelmarie van Staden 11/11/2018 (T)
Up LH L facing open book.
- 4. Run to You – 16** 9m Derek Marshall & Terence Trevaskis 11/11/2018 (T)
Up prominent crack break. At the roof step L.
- 5. 'Kohla – 17 ★** 9m Derek Marshall & Terence Trevaskis 11/11/2018 (T)
Up prominent crack break, through the roof.
- **6. Busman Crimp - 18★★** 12m Tyson Baars & Nelmarie van Staden 13/01/201 (6B&C)
- **7. Greyson's Strength ~ 19★★** 12m Tyson Baars & Terence Trevaskis 17/11/2018 (7B&C)
- **8. Goose Bumps – 17★★** 12m Tyson Baars & Ruben Snyman 03/12/2017 (7B&C)
- **9. View to a Kill – 17★** 12m Tyson Baars & Derek Marshall 03/12/2017 (7B&C)
- **10. Vagina Viper – 18** 15m Terence Trevaskis & Tyson Baars 17/11/2018 (7B&C)
- **11. Fire Caller - 21★★** 13m Derek Marshall & Terence Trevaskis 01/12/2018 (7B&C)
Bolted by Terence Trevaskis.
- 12. The Undying – 17★** 15m Derek Marshall & Craig Swartz 01/12/2018 (T)
Up the L trending break. Continue past two large freestanding flakes. Abseil from chains of Fire Caller.
- 13. Get Off Your Seat – 16** 23m Derek Marshall & Ruben Snyman 06/01/2019 (T)
Start up the break in the small cave on the corner as you walk-in. Up the break Step R & up a short step face. On the ledge move R to clean break. Step R & up face. Route is nicer than it looks from below.
- **14. Batman Stink – 18★** 20m Terence Trevaskis & Derek Marshall 01/12/2018 (10B&C)
- **15. Dirty Douchbags of Hazard - 18** 25m Tyson Baars & Nelmarie van Staden 01/12/2018 (10B&C)
- **14. Closed Project ~ 23** Bolted by Terence Trevaskis (14B&C)
- **17. Closed Project ~ 24** Bolted by Derek Marshall (13B&C)
- **18. Closed Project ~ 23** Bolted by Derek Marshall (12B&C)
- **19. Fresh Fire – 19★** 29m Derek Marshall & Ruben Snyman (12B&C)
- 20. Hiraeth – 19** 38m Derek Marshall & Terence Trevaskis 09/12/2018 (T)
Up the prominent break between the sport lines. The rock is lovely, but it is a bit dirty & vegetated. When it cleans off it will be a cool route.
- **21. Closed Project ~ 24** Bolted by Derek Marshall (15B&C)
- 22. Burying the Dead – 21** Derek Marshall & Blaine Camons 09/12/2018 (T)
P1 – 19 – 15m Up the L facing prominent open book, past a tree to a good ledge.
P2 – 21 – 32m Over two very precarious boulders & up L facing prominent open book. Continue up over easier ground.
This will improve when it cleans up.
- **23. Bite Your Teeth – 18★** Derek Marshall, Tyson Baars & John Alexander 02/12/2018
Bolted by Tyson Baars.
P1 – 18 - 22m (10B&C)
P2 – 18 - 30m (14&C)
- **24. Gimmy All You Got – 19★★** Derek Marshall, Tyson Baars & Nelmarie van Staden 02/12/2018
P1 – 19 - 22m (9B&C)
P2 – 17 - 30m (12&C)

Tyson's Crag



1₁₁

2₁₄

3₁₅

5₁₇

6₁₈

7₁₉

8₁₇

9₁₇

11₂₁

12₁₇

13₁₆

14₁₈

15₁₈

16₂₃

17₂₄

18₂₃

19₁₉

20₁₉

21₂₄

22₁₉

23₁₈

24₁₉

25₁₆

26₁₉

27₁₄

28₁₆

29₁₇

P2

P2

P2

P1

P2

P3



These routes are reached by scrambling down to the top of the fin, then abseiling into the base of the fin.

25. Infatuated By the Light – 16 15m Derek Marshall & Ruben Snyman 13/01/2019 (T)

Up R facing open book. At the constriction, move out R & then back L to the top.

26. Living the Impossible – 19 ★ 15m Derek Marshall & Ruben Snyman 13/01/2019 (T)

Up the middle of the ramp. Through the gap at the top. Directly through first overhang & move a little R on the final overhang.

27. Save My Soul – 14 15m Ruben Snyman & Derek Marshall 13/01/2019 (T)

Up prominent fist crack, move out R to avoid overhang near the top.

28. Take Your Breath – 16 ★★ 23m Derek Marshall & Terence Trevaskis 06/01/2019 (T)

Up prominent R facing ramp open book.

29. Fire Control – 19 ★★★ 26m Derek Marshall & Terence Trevaskis 06/01/2019 (T)

Up the fine crack in the middle of the rib. At the ledge, up the arête to the overhang, step L onto block & out.

The following routes are round the corner on the Lady's Slipper side. If you are facing the "crag" its basically the first splat of rock on the R that is reasonably clean.

1. Other Enemies – 17 25m Derek Marshall & Tyson Baars 29/10/2017 (T)

Through the overhang under the rib arête. Directly through, then keep up the ramp arête all the way to the trees.

2. Desperate Effort – 13 25m Derek Marshall & Tyson Baars 29/10/2017 (T)

Up indistinct easy break. This line is cleanish, does not have impossible roves or shitty ledges.