



# Witteklip

## Bouldering Guide

## General

Maria Maan is a lovely spot for civilised easy access bouldering with family. Walk-in is flat grass. There is good shade. The beers are cold & the Sunday lunch is flipping lekker! So far, there are only easy problems, but there is potential for harder problems.

## Access

For now, access is via booking Sunday lunch.



## Accommodation

The closest accommodation options is Falcon Rock <http://www.falconrock.co.za/> or find them on Facebook

## Random Hazards & Environmental Points

- Please pick up as much litter as you can, yes
- other peoples' litter. Let's make-this-a-thing to do...
- Please try not to damage any vegetation.
- Crime should not be an issue.

## Directions & Map

- Get smart, use Google to get there! ☐

## History

In the days before the elephants were hunted out, Witteklip boulders were used by elephants to rub against. Apparently this has led to some of the boulders being rubbed smooth. Perhaps Bushman would have sheltered here, but today there are no traces of them except a few painting sites in near by Van Stadens Gorge. The Inqua & Damasqua Khoekhoen would have visited these boulders. Before the arrival of European farmers, the Khoekhoen had a settlement which would have been roughly where Woodridge or the Van Stadens Flower Reserve is today. Apparently many of their artifacts have been found in the area. In the days of ox-wagon travel, Witteklip was an outspan area for refreshing oxen & horses. Later the near by train station, school, private nature resurvey & the original farm that Maria Maan stands on was name after The Witteklip.

From a bouldering perspective; Witteklip was completely unknown to climbers, as they were lost in a thick wattle forest & all memory of them lost. Rob Mac Geoghegan recalled seeing them, but his claim was simply dismissed. Finally on a rainy day exploration, we trespassed in from the train track side & confirmed the boulder's existence. Caroline Marshall organized the first access.

Thanks Caroline!



### Star Ratings

- ★★★ Classic problem
- ★★ Great problem
- ★ Good problem

### Abbreviations & Symbols


- BS Bum Start
- SS Stand Start
- Highball - high / dangerous
- Lowball - small / low
- 1<sub>-7A</sub> Project + approximate grade





1	<b>Closed Eyes Paradise</b>	5	SS up the easy ramp to R of arête.
2	<b>Cry For Deliverance</b>	5	SS under the bulge. Directly through the bulge.
3	<b>Euphoria</b>	5	SS under protruding small roof. Directly up.
4	<b>My Mind's Eye</b>	5C	SS on ramp open book. Throught the steep break above.
5	<b>Seven Sirens &amp; a Silver Tear</b>	5	SS below corner, move L to exit.
6	<b>Sister Nightfall</b>	5	SS in diagonal crack, directly up.
7	<b>Moral High Ground</b>	5	SS on ramp, directly up.
8	<b>Spit Out the Bone</b>	4	SS, up the easy ramp.
9	<b>Lekker Kossie</b>	5B	SS, up ramp break.
10	<b>My Father's House ★★</b>	6A	BS in sidepull. Up on rounded arête.





11	<b>The Other Side</b> ★★ ●	6A+	BS, LH on crimp & RH on serrated side pull. Directly up. ●
12	<b>The Path to Decay</b> ★ ●	6A	BS, LH on serrated side pull & RH on jug. Traverse low, all the way R till the natural end.
13	<b>Eat Me Alive</b> ●	4	BS, up the easy break.
14	<b>Boere Kos</b> ●	5	BS on crimp rail, directly up.

