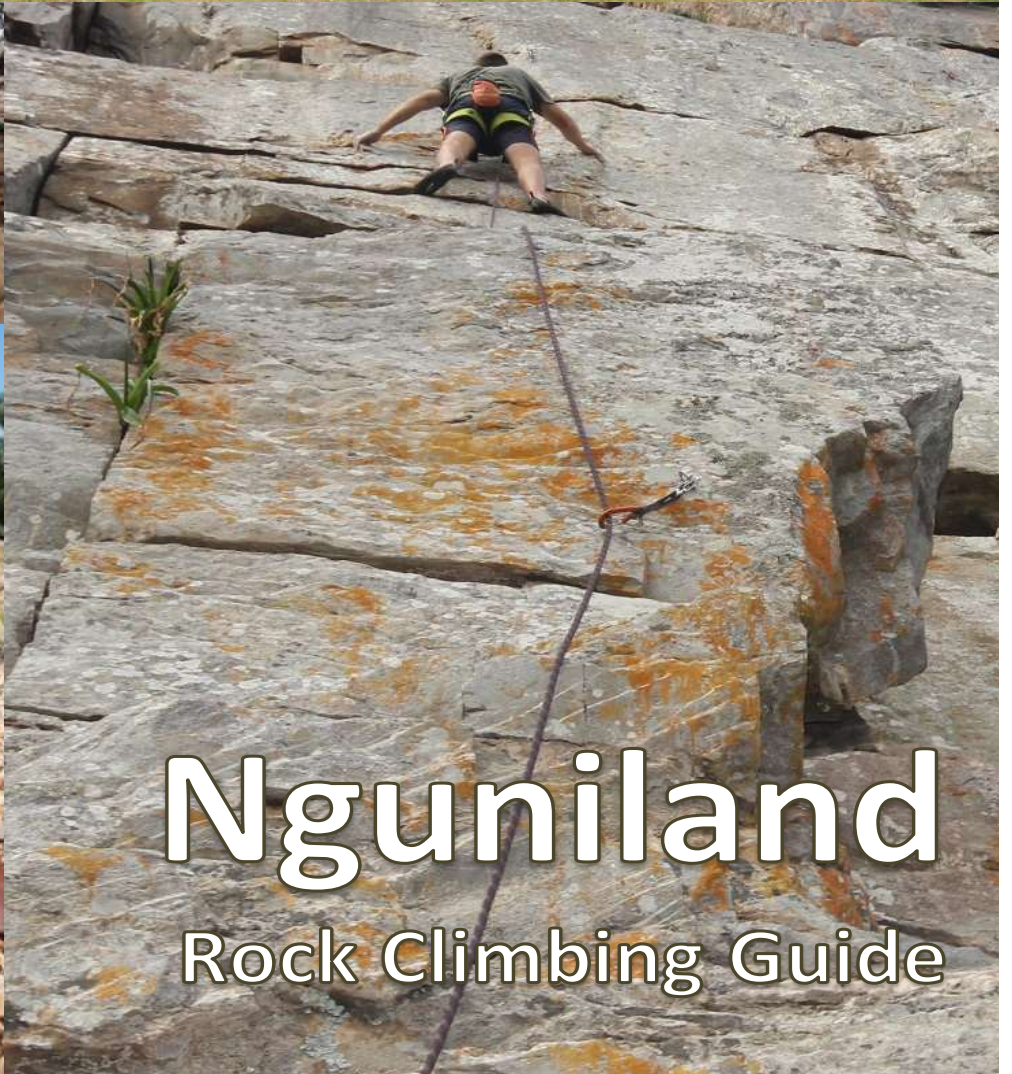


Eastern Cape  
Rock Climbing



# Nguniland

Rock Climbing Guide

**LEGAL NOTE:** All climbing is very dangerous & always at your own risk. Nobody is forcing you to climb.

You choose to climb, so choose to go home before the risks become too high. Remember even small injuries can take 6 weeks to heal. No responsibility for inaccurate or incomplete information will be accepted by the scribe or Mountain Club of South Africa. The landowners accept no liability at all. Climbers take full responsibility for themselves at all times. Fixed protection will become unreliable, loose rock is common, solid rock becomes loose & RD writers make up most of the information, with a beer, at the computer. This RD is only a guide & is no substitute for experience, training, common sense & a touch of caution. So you are on your own...take care!



## EASTERN CAPE CLIMBING VENUES

### Port Elizabeth

- 1 Lady's Slipper
- 2 Van Stadens
- 3 PE urban crags & boulders
- 4 Sleepy Hollow
- 5 Elands River
- 6 Kirkwood
- 7 Cape St Francis

### Groot Winterhoek

- 8 Tygerhoek
- 9 Naga's Kloof
- 10 Eagle Gorge
- 11 Momentum Gorge
- 12 Pinnacle Gorge
- 13 Cockscomb
- 14 Grootbos & Kleinbos
- 15 Nivera

### Baviaans

- 16 Grips
- 17 Kudu Kaya
- 18 Waterkloof

### Grahamstown

- 25 Alicedale
- 26 Howieson's Poort
- 27 Moodies
- 28 Bouldering
- 29 Thornkloof

30 Coombs Gorge

### Amatolas

- 31 Fort Fordyce
- 32 Hogsback
- 33 Stutterheim

### Langkloof

- 19 Nguniland
- 20 Kouga Wildernes
- 21 Uniondale Pass

### Garden Route

- 22 Titzikama
- 23 Groot Rivier
- 24 Plett Crags

### East London

- 34 NSA
- 35 Windmill Hole
- 36 Buffalo River

37 EL urban crags & boulders

- 38 Yellowsands & Inkwenkwezi
- 39 Lalapanzi
- 40 Morgan Bay
- 41 Bola

### Winterberg

- 42 Mary & Martha
- 43 Hangklip

### Toorberg

- 44 Graff-Reinet
- 45 Compassberg

### Transkei

- 46 Hole in the Wall
- 47 Hill of Execution
- 48 Port St Johns

### Swartberg

- 49 Towerkop
- 50 Oudtshoorn
- 51 Gamkaskloof Bouldering



More route guides can be found on [ecrockclimbing.co.za](http://ecrockclimbing.co.za)

**NOTE FROM THE SCRIBE:** It took consistent effort, time, work & organization to get this guide ready for your pleasure...for free! Thus please respect that all the information & photographs are strictly Copy Righted. You are more than welcome to print out, e-mail or link to a web page this guide in its unchanged format, with logos & all information intact.






As this is a web based guide it can be considered a continual work in progress. It is easy to change. So please send missing details, corrections, additions & adjustments to [marshall@qsafrica.co.za](mailto:marshall@qsafrica.co.za). All information will be greatly appreciated.

**DIRECTIONS:** Take the R62 to Kareedouw. 3km out of Kareedouw on the Cape Town side on a sharp dangerous curve, turn off at the gate which is sign posted Nguniland. The farmer will direct you to accommodation & the crags. Various keys for gates will be supplied.

**ACCESS:** Andre Hamman has amalgamated Melkhoudtkraal with an adjacent farm to form Nguniland. He has made massive improvements & has nearly removed all the alien veg. Accommodation is part of his business. He welcomes climbers to use his very tastefully finished cottages. Camping is not offered at this stage & climbers need to be using the accommodation to gain access to the climbing. Nguniland is a great place to combine family & climbing.

On-line booking [www.nguniland.co.za](http://www.nguniland.co.za) or contact [admin@nguniland.co.za](mailto:admin@nguniland.co.za); Tel: 0422880154; Cell: 0825767516

**HISTORY:** This area was discovered by Vince & Bronwyn Egan in 2001. Access was lost when they left the Eastern Cape. There was no known climbing at Nguniland from 2004 till 2012, when Yvette Cloete a climber from Cape Town Section, re-negotiated the access with her uncle Andre Hamman. The remaining bolted projects were opened in January 2014 by Derek & Caroline Marshall.

STAR RATING SYSTEM	
★	Good route at this crag.
★★	Good route in the area.
★★★	Classic route in this province.
No star	Reasonable to bollocks.
ABBREVIATIONS & SYMBOLS	
4	Bolted route
T	Trad route, natural gear
6B	Number of bolts
C	Chains or top anchors
⊙	Chains or top anchors
P	Piton
RB	Removable bolt
	Afternoon Shade
	Morning Shade
	Shade all day
	Sun all day
	Can be climbed in wet weather

**SECURITY:** Access

to the farm is now controlled with a remote-controlled sliding gate with intercom to the farmhouse. A pin to this gate can be supplied to guests of the farm. Still take the usual precautions, but security is not a big issue. Police Tel: 10111.

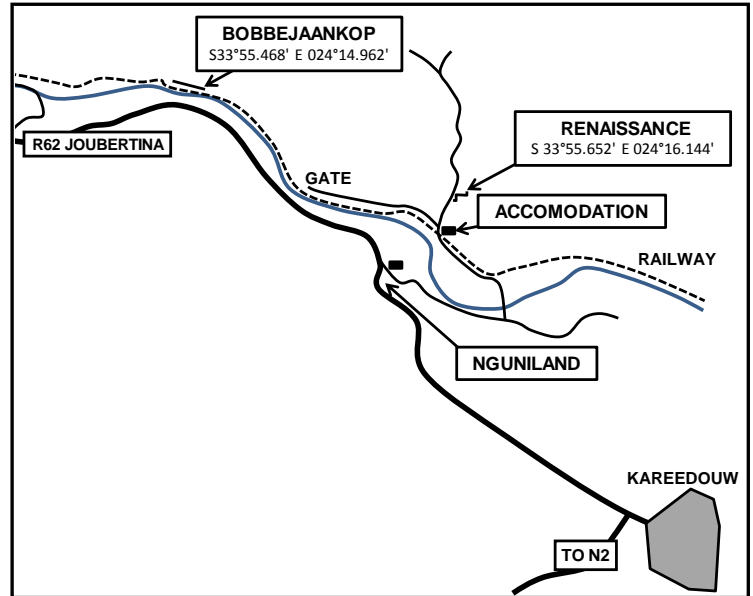
**BEST SEASON:** Winter could be a bit cold at *Bobbejaankop* is south facing & will be in the shade all day. *Bobbejaankop* is reasonable in summer, but *Renaissance* is more of an overcast winter venue.

**ROCK TYPE & POTENTIAL:** Smooth white quartzite slabs. Some long routes. Good potential for new traditional routes & a few bolted lines at *Bobbejaankop*. Nearly zero potential at *Renaissance*.

**ROUTES:** There are 26 trad lines & 9 sport routes. Walk-ins are both flat & easy.

**HAZARDS, SAFETY & WARNINGS:** Nguniland is on the whole relatively safe. There are very few hazards, but please note the following:

1. There is potential for **snakes**. Please be on the lookout, especially in summer.
2. **Baboons** are not cute; they are a hazard & should be considered very dangerous. Do not corner them or approach them in any way. Do not try to displace them or move into their space. They will become aggressive.
3. **Loose rock**; this is a country Eastern Cape crag. Loose rock is mandatory, so is wearing a helmet.



# BOBBEJAANKOP



From the accommodation, go through a gate below the graveyard. Follow this road parallel to the railway, for about a kilometer, to a gate on the L. This gate will require a key. Walk along the railway for about 800m to Bobbejaankop. Routes are recorded L to R.

## 1. Relax, Just Do It – 13

Allen Luck & Derek Marshall


25.01.2002 (T)

Up the base to the L of the open book. Traverse diagonally R, then up.

## 2. Seven Up – 18

Vince & Bronwyn Egan & Garvin Jacobs 21.10.2001 (T)

P1 – 17 Up the obvious open book on the L of the crag.



P2 – 17 Continue up to a ledge with a kestrel nest. Don't disturb them.

P3 – 18 Continue up to the tree line.

## 3. Steven the Sorry Sandbagger – 17

Derek Marshall & Allen Luck 25.01.2002 (T)

Up a series of cracks to the R of *Seven Up* all the way to the tree line.

## 4. Free Willy – 20 ★★

Derek Marshall & Allen Luck 14.09.2001 (T)

Start in open book. Step L under roves above, till you reach the *mouth of the whale head*. Take the crack that runs out of the top RH corner of the 'mouth of the whale head'. Run it as one long pitch to belay on the ledge on top of the *whale head*.

## 5. Derailer – 13

Allen Luck & Derek Marshall 14.09.2001 (T)

Up & follow a horizontal break R, a few meters above the railway line.

## 6. Locomotive Breath – 21 ★★

Vince & Bronwyn Egan 29.09.2001 (T)

Start a few meters L of the prominent huge flake. Up steps to a narrow finger crack. Through the RH roof crack with a fight & diagonally R to a tree belay.

## 7. Mazda Tree-to-Tree – 18

Derek Marshall & Allen Luck 14.09.2001 (T)

Up the LH side of the huge prominent flake. All the way to the trees.

## 8. Take Me To The Taliban – 17\*

Derek Marshall & Allen Luck 14.09.2001 (T)

Up the RH side of the huge prominent flake. All the way to the trees.

**9. Jinx – 18**

Vince & Bronwyn Egan 09.02.2003

(T&3B)

P1 – 18 20m Climb the open book crack to ledge at the end of crack. Belay from the ledge.

P2 – 17 23m Climb over the bulge diagonally R, up flake in corner, past 3 bolts to top of crag.

**10. Get Up Stand Up – 19 ★★**

Vince & Bronwyn Egan 29.09.2001

(6B&C)

Note: Vince was once brave & this is mega run-out!!!

**11. Shoulder of Fortune – 20 ★★★**

Vince & Bronwyn Egan 01.08.2001

(T&C)

Start immediately R of *Get Up Stand Up*. Follow a series of vertical cracks. Trending L higher up to the chains of *Up Stand Up*.

**12. Derek The Dodgy Drillmeister – 20 ★★★**

Vince & Bronwyn Egan 24.01.2004 (7B&C)


**13. Beam Me Up Skattie – 21 ★★★**

Vince & Bronwyn Egan 02.02.2003 (8B&C)

**14. Compost Mentis – 16**

Bronwyn & Vince Egan 01.08.2001 (T&C)

R trending crack system to the R of *Shoulder of Fortune*.



**15. Impending Loom – 21 ★**

Vince & Bronwyn Egan 25.01.2002 (6B&C)

**16. The Thot Plickens – 17**

Vince & Bronwyn Egan 01.12.2001 (T)

Start immediately R of *Impending Loom*. Up to the open book under the roof, through the roof & up the slab above.

**17. Social Cabbage – 17**

35m Derek & Carroline Marshall 25.05.2014 (T)

Start low in R facing open book. Then up ramp onto a veg large ledge, over this to a thin vertical crack below a cave. Up moving R over trees & break out RH corner of cave. Move L over cave & into R facing open book. Up to tree line.

**18. Siberian Secretaries – 16 ★**

24m Derek Marshall & Magnus Wagener 24.05.2014 (T)

Start half way up the path in a small R facing open book. Pass the bulge above by moving slightly R. Trend a bit right following easy gear & pockets. Move back L to top out about 4m L of the L facing open book of *Allen's Magic Yellow Raincoat*.

**19. Allen's Magic Yellow Raincoat – 18**

Derek Marshall & Allen Luck 25.01.2002 (T)

About 20m R of *The Thot Plickens*. Up aiming for the L facing open book formed by the bulge at the top of the face & the main slab. Up the open book to belay from the tree line.

**20. The Smart Thing to Do – 23 ★★**

22m Magnus Wagener & Derek

Marshall 24.05.2014 (T)

Indistinct start up easy ramp that becomes quite thin on protection. Head towards the break in the smooth ramp capped by an overhanging bulge. Traverse R on the smooth ramp using the underclings under the bulge, for 1.5m to a perfect thin crack in the head wall. Up this onto a ledge. Up the wide crack above to belay tree.

**21. Emotion – 20 ★**

22m Derek Marshall & Magnus

Wagener 24.05.2014 (T)

Start below well camouflaged R facing open book in the headwall above. Up & through the open book to belay from a tree on top.

**22. Power of the Yellow Raincoat – 19**

Derek Marshall & Allen Luck 25.01.2002 (T)

Start on a veg slop about 8m above the train line. Startup off width lightening crack that splits some blocks. Up broken slabs, moving L over veg ledge to easy ramp. Up to large L trending obvious diagonal crack, up traversing L on large horizontal crack, then up through the bulge. Belay in the tree line.

**23. Drama – 16 ★**

18m Derek & Carroline Marshall 25.05.2014 (T)

Start on a veg slop about 8m above the train line. Up straight crack in ramp to belay from trees on ledge above.

**24. Julla-ass! – 17**

25m Derek & Carroline Marshall 25.05.2014 (T)

Start on a veg slop about 8m above the train line. Up L trending diagonal break between *Drama* & *Hello Poppet*. Up over a ledge & continue up a sweet crack to the top.

**25. Hello Poppet – 17**

23m Derek & Carroline Marshall 25.05.2014 (T)

Start on a veg slop about 8m above the train line. Up slight L trending crack about 5m R of *Drama*. Continue up over easy ground to the top.

**26. Wattle-Lot-I-Got – 15**

Vince & Bronwyn Egan 14.09.2001 (T)

Climb the obvious L facing open book.

**27. Bush Wacker – 15**

Bronwyn & Vince Egan 01.08.2001 (T)

Up through some veg to a L facing gully open book.



# AFRICA RENAISSANCE



This is a small crag in the kloof immediately behind *the accommodation*. Park at the cottages, through a gate & walk about 400m of easy flat track. Renaissance is on the RH side.

**1. Sausage Dog Currency – 21**

Derek & Carroline Marshall

26.01.2014 (5B&C)

Avoid, this is contrived & crap.

**2. Chrystal – 16 ★**

Derek Marshall & Allen Luck

25.01.2002 (T&C)

Perfect open book.

**3. Whip Lash – 20 ★**

Derek Marshall & Allen Luck 25.01.2002 (5B&C)

**4. Brotherhood – 20 ★**

Derek Marshall & Allen Luck 25.01.2002 (T)

Perfect crack to L of arête.

**5. Kargan – 20 ★★**

Derek Marshall & Allen Luck 25.01.2002 (4B&C)

**6. Fade to Grey – 19**

Morne van der Mescht & Vince Egan 2003 (T)

Up the crack with the wild fig growing in it.

**7. Bossy Boots – 21 ★★**

Derek & Carroline Marshall

26.01.2014 (6B&C)

**8. Task Mistress – 23 ★★★**

Derek & Carroline Marshall

26.01.2014 (7B&C)

Bolted by Vince Egan.

