

Oudtshoorn

Rock Climbing Guide



www.easterncaperockclimbing.co.za



LEGAL NOTE: All climbing is very dangerous & always at your own risk. Nobody is forcing you to climb. You choose to climb, so choose to go home before the risks become too high. Remember even small injuries can take 6 weeks to heal. No responsibility for inaccurate or incomplete information will be accepted by the scribe or any other body. The landowners accept no liability at all. Climbers take full responsibility for themselves at all times. Fixed protection will become unreliable, loose rock is common, solid rock becomes loose & RD writers make up most of the information, with a beer, at the computer. This RD is only a guide & is no substitute for experience, training, common sense & a touch of caution. So you are on your

Eastern Cape Climbing Venues

<p>Port Elizabeth</p> <p>1 Lady's Slipper 2 Van Stadens 3 PE urban crags & boulders 4 Sleepy Hollow 5 Elands River 6 Kirkwood 7 Cape St Francis</p> <p>Groot Winterhoek</p> <p>8 Tygerhoek 9 Naga's Kloof 10 Eagle Gorge 11 Momentum Gorge 12 Pinnacle Gorge 13 Cockscomb 14 Grootbos & Kleinbos 15 Nivera</p> <p>Baviaans</p> <p>16 Grips 17 Kudu Kaya 18 Waterkloof</p> <p>Grahamstown</p> <p>25 Alicedale 26 Howieson's Poort 27 Moodies 28 Boulderling 29 Thornkloof</p>	<p>30 Coombs Gorge Amatolas 31 Fort Fordyce 32 Hogsback 33 Stutterheim</p> <p>Langkloof</p> <p>19 Nguniland 20 Kouga Wildernes 21 Uniondale Pass</p> <p>Garden Route</p> <p>22 Titzikama 23 Groot Rivier 24 Plett Crags</p> <p>East London</p> <p>34 NSA 35 Windmill Hole 36 Buffalo River</p>	<p>37 EL urban crags & boulders 38 Yellowsands & Inkwenkwe 39 Lalapanzi 40 Morgan Bay 41 Bola</p> <p>Winterberg</p> <p>42 Mary & Martha 43 Hangklip</p>	<p>Toorberg</p> <p>44 Graff-Reinet 45 Compassberg</p> <p>Transkei</p> <p>46 Hole in the Wall 47 Hill of Execution 48 Port St Johns</p>	<p>Swartberg</p> <p>49 Towerkop 50 Oudtshoorn 51 Gamkaskloof Boulderin</p>
--	--	--	--	---

own...take care!

NOTE FROM THE SCRIBE: It took consistent effort, time, work & organization to get this guide ready for your pleasure...for free! Thus, please respect that all the information & photographs are strictly **Copy Righted**. You are more than welcome to print out, e-mail or link to a web page this guide in its unchanged format, with logos & all information intact. MCSA web pages are excluded from this.

As this is a web based guide it can be considered a continual work in progress. It is easy to change. So please send missing details, corrections, additions & adjustments to info@easterncaperockclimbing.co.za . All information will be greatly appreciated.

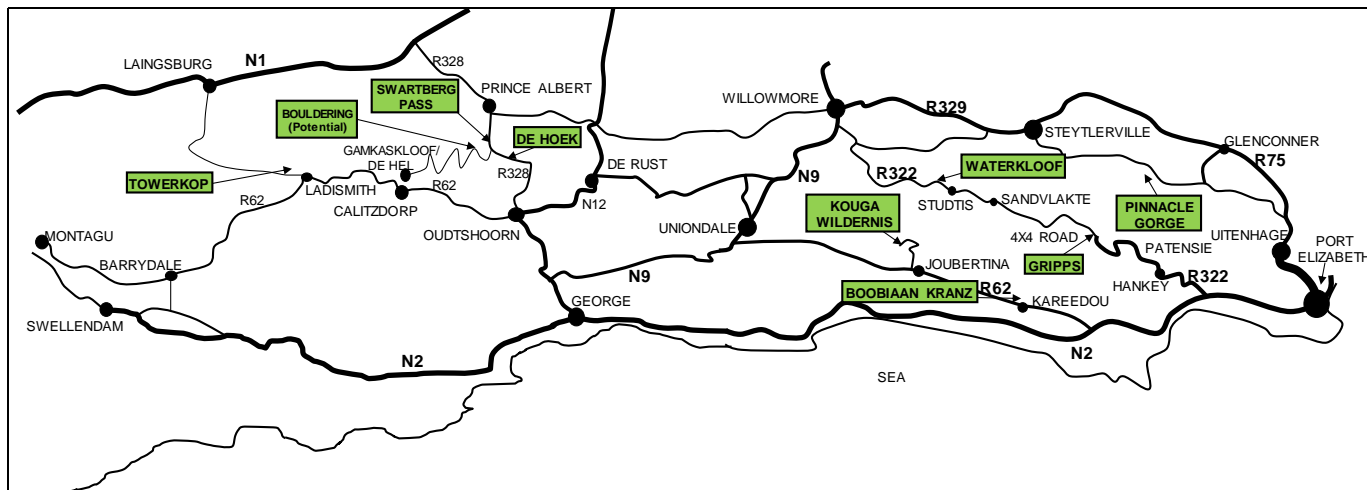
Looking for cool pics of climbing at Oudtshoorn. Please send me any.



Big thanks to the following people & resources which were used for various details:

- Jeremy Colenso for historical details & answering numerous questions.
- Kevan Watkins & Jeremy Colenso for the original topo.
- Beth Higgins, Jason Temple-Forbes & Sean Maarsh for lots of details & corrections.

DIRECTIONS: From Oudtshoorn take the R328 for 23km towards Cango Caves. 1km before the Cango Caves turn L onto the Swartberg Pass & Prince Albert Road. 6km further turn R, follow this tar road to De Hoek Mountain Resort. All the crags are within walking distance of the camp ground.



WHERE TO STAY: De Hoek Mountain Resort has great camping, bungalows & chalets at reasonable prices. Telephone 044-272 8214 for reservations. Check out: www.dehoekmountainresort.co.za/ or email info@dehoekmountainresort.co.za.

Note: reservations are fond of saying the resort is fully booked when it is in fact empty, so just pitching up at the gate is a good option especially if you are camping.

The campsite can be loud when it is in season or there is a bike rally on. Tip: the tap water is over chlorinated, but the stream has perfect drinking water.

There are plenty of B&Bs, hotels & other accommodation in the Oudtshoorn area. Take your pick.

ACCESS: Access is completely open.

HISTORY: Sean Maasch and Jono Fisher first went to Oudtshoorn around 1991. They came back with tales of drilling pockets, enlarging them by squirting acid from a metal syringe into the holes, to create the perfect line linking blank sections between tufas. This became the route "Seven", inspired by the Brad Pitt/Morgan Freeman film...remember the seven-deadly-sins...this route has seven manufactured holds & would be considered a deadly sin today.

The drilling and chipping at Oudtshoorn has to be seen in the context of the early 90's. Where chipping, drilling and gluing was all the rage in some countries in Europe, as climbers tried to create 8c routes that relied on endurance rather than getting the grade from a single hard move. This stands to reason if you consider that bouldering grades had only just touched the font 8A barrier with problems like *Karma*.

At the time the existence of a limestone crag in South Africa was a big-wind-up, but of course the only people who knew where it was were Sean and Jono, who were not letting anyone know where it was. Oudtshoorn was the ultimate secret crag.

The whole crag lay fallow for a few years, while Montagu was developed. Sean got married and had kids, Jono left the country

to pursue his climbing/modeling career. Jeremy Colenso, probably the top climber in South Africa at the time, was more interested in winning competitions to get sponsorship, and climbing Europe and the US than developing limestone routes on his door step.



In 1995 Jeremy Colenso landed at Rhodes University on a sports scholarship. He & Shannon Law set out to explore the Eastern Cape for sport climbing potential. During a varsity vacation, armed with the Rhodes University drill and bolts, they went looking for the much whispered about secret limestone crag, in the most obvious place to look for limestone, the Congo Caves. They came across the *Main Wall* at De Hoek and saw the only line that had been bolted & because of the drilled pockets immediately recognized it as being the work of Sean Maasch and Jono Fisher. The secret crag had been discovered. Jeremy & Shannon immediately set out to find out who the land belonged to and obtained permission to bolt more lines. Since the bolts were mostly sponsored by Rhodes University they had to strike a balance between easier routes and hard projects. In the interests of 'eco-tourism' Oudtshoorn municipality was convinced to sponsor some of the bolts.

The king line, *Short Circuit*, was quickly sussed out. It got its name after a drilling incident: Guy Holwill had leant Jeremy Colenso his cordless drill that had been set up to be powered by a motor bike battery which hung between the legs in a separate bag. Halfway up the route, while drilling on lead, during a really long stretch to place the next bolt, Jeremy pull one of the wires loose from the battery, which then touched the wire attached to the other terminal. The short circuit immediately set the bag holding the battery on fire. Just as the flames started to melt his harness and rope, he managed to pull the wire free of the battery, unclip the bag and toss it away from Shannon, down the scree slope, suffering only minor burns to his hand in the process.

Other lines such as El Nino, Jonny Rotten, Sid Vicious etc were bolted and opened in the middle '90s. *Short Circuit* was climbed in 1996, after a number of visits & much training. Paul Schlotveldt, Gunther Migeotte, Arno Naude, Keith James and Mike Roberts also added a few routes around that time. *Bitter Sweet* on the *Blue Wall* was dispatched after a few tries in 1997. A month or two later Jeremy Colenso bolted and began working *Streetfighter*. 1998 saw Jeremy leaving for the on-sight climbing potential in France and Spain.

Between 1998 & 2000 there was a furor about the start of a route going through a painting. A bolt had to be chopped, patched & the start was re directed. Well-known SA climber Ed February, then an archaeologist with the SA Museum in CT, intervened to save climbing at de Hoek from being closed permanently. Further bolting was totally banned. At that stage there were 28 sport routes. The plump scribe, Derek Marshall, ja me(!), negotiated the lifting of the "bolt ban" with Nature Conservation in December 2003 & immediately added 10 easier routes. This was part of the proposal to Nature Conservation. Since then numerous others have added lines. There are currently more than 110 sport lines.

SECURITY: Not an issue at all. Still take the usual precautions.

ENVIRONMENTAL ISSUES: Please educate your entire group properly on all these points. Never presume that they would know.

1. The major issue is **San/Bushman paintings**. Please don't touch, damage, disturb, wet or destroy the San/Bushman paintings. The whole of de Hoek is a San/Bushman site. Don't scratch in the dirt of a cave floor.
2. Unless you are a Khoisan/Bushman, please note that **graffiti** is not tolerated at any crags at all. Please do not add to the existing graffiti in the caves.
3. **Don't crap** at the crags, close to the crags or on the paths.
4. **Don't make fires** in the overhangs. This may destroy the San/Bushman paintings & leads to harvesting of wood. We don't want to encourage non-climbers to braai at the crags.
5. Don't leave any **rubbish**.
6. Keep to the **paths**.



7. BOLTING:

- a) Don't bolt close to or over any painting.
- b) Think before you **bolt**. Is the line in your mind really worth bolting? Will it add to the area?
- c) All fixed equipment must be quality stainless steel.
- d) Please bolt your routes safely. No massive run outs.

BEST SEASON: Oudtshoorn offers all year round climbing. Winter will be cold especially at night. In summer it will be hot. *Short Circuit Sector* gets shade early & *Main Wall* shade in the afternoon. *Main Wall* fairs well in poor weather & rain.

ROCK TYPE: Steep limestone. This is the only limestone climbing in Southern Africa at this stage. There are 111 sport lines of which 13 are projects. 1 naturally protected route.

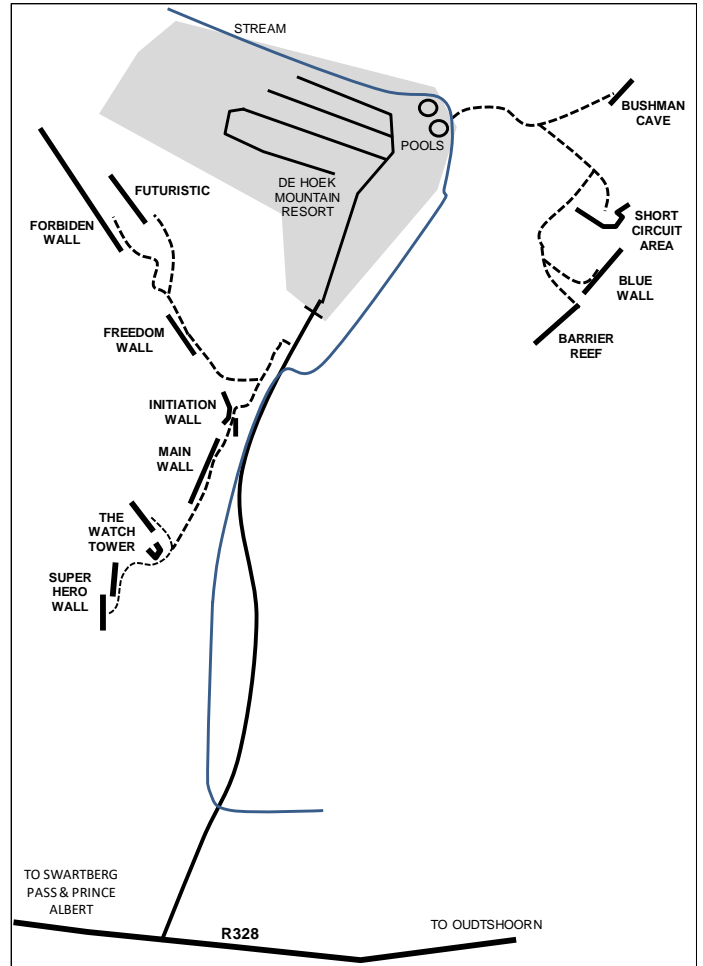
USING THE GUIDE:

- 1. Crags and routes have been recorded as you walk-in to the crag.
- 2. Maps indicate general layout. They are not in perfect scale. Paths & tracks on the maps indicate general direction only. Paths may/will become grown over in a short period of time.
- 3. **L** and **R** will be given as if you were facing the crag.

HAZARDS, SAFETY & WARNINGS: Oudtshoorn is on the whole relatively safe. There are very few hazards. Remember climbing is always at your own risk. Nobody is forcing you to climb. Just go home before the risks become

too high.

- 1. Not many snakes have been spotted. Not much of an issue.
- 2. **Baboons** could be a hazard & should be considered very dangerous. Do not corner them or approach them in any way. Do not try to displace them.
- 3. **Techno, house** & other noise played full blast on poor quality car stereo systems. A calm pill & a bong will help...or just stay at the crags till you absolutely have to return to your campsite.



STAR RATING SYSTEM	
★	Good route at this crag.
★★	Good route in the area.
★★★	Classic route in this province.
No star	Reasonable to bollocks.
ABBREVIATIONS & SYMBOLS	
T	Trad route, natural gear
6B	Number of bolts
C	Chains or top anchors
Ⓢ	Chains or top anchors
P	Piton
RB	Removable bolt
☀️ (with star)	Afternoon Shade
☀️ (with star)	Morning Shade
☀️ (with star)	Shade all day
☀️ (with star)	Sun all day
☔️	Can be climbed in wet weather




Initiation Wall

Follow the path to the *Main Wall* that starts about 150m outside the entrance to *De Hoek*. These routes are on the buttress before the *Main wall* is reached.

- | | |
|--|---|
| 1. The Dark Ride – 17 | Derek Marshall & William Lesley (6B&C) Dec 2007 |
| 2. Southern Cross – 18 ★ | Jeremy Colenso & Shannon Law (4B&C) 1997 |
| 3. Ride the Sky – 19 ★ | Derek Marshall & Craig Bester (5B&C) Dec 2004 |
| 4. Pins & Needles – 18 ★ | Jeremy Colenso & Shannon Law (5B&C) 1997 |
| 5. Initiation – 20 | Jeremy Colenso & Shannon Law (6B&C) 1997 |
| 6. Dr Stein – 18 ★ | Derek Marshall & Craig Bester (10B&C) Dec 2004 |
| 7. Victim of Fate – 23 | Derek Marshall & Craig Bester (10B&C) Dec 2004 |
| 8. Deja vu a la Buoux – 22 ★★ | Keith James (10B&C) 1987 |
| 9. Female Genital Mutilation – 22 | Derek Marshall & Patrick Brown (11B&C) 13/12/2015 |


The following routes are just below the *Initiation Wall*. Unfortunately, this slab was originally set in thick bush which burned & damaged the rock badly shortly after the routes were opened.

- | | |
|---------------------------------|---|
| 10. Loosing My Grip – 18 | Craig Bester & Derek Marshall (8B&C) Dec 2004 |
| 11. Jwab Cut – 24 | Derek Marshall & Craig Bester (7B&C) Dec 2004 |
- Not sure if this is still possible after the fire.
- | | |
|---------------------------------|---|
| 12. Under the Blade – 24 | Derek Marshall & Craig Bester (7B&C) Dec 2004 |
|---------------------------------|---|
- Up-graded after most of the grips flaked off.



Main Wall

This is the impressive overhanging face a few 100m before the camp ground gate. Very hot in the morning, but gets afternoon shade.



1. False Accusations – 25 ★★

Bolted by Scott Miller.

2. Half Lazy - Open Project – >35-ish

3. Blackie Lawless – 26 ★

4. Bitter & Twisted – 26 ★

5. Twisted Codge – 24 ★★

6. RapsCALLION La Codge – 24 ★

Bolted by Keith James.

7. Seven Wimp Finish – 29 ★★

8. Seven – 32 ★★

Bolted & created by Sean Maasch & Jono Fisher in 1991.

9. Closed Project – 34-ish

10. El Nino – 30 ★★

11. Jonny Rotten – 27 ★★

12. Soft Play – 24 ★

Jason Temple-Forbes (8B&C) 2006

Jason Temple-Forbes (6B&C)

Juan-drax & Derek Marshall (19B&C) 2011

Jeremy Colenso & Shannon Law (10B&C) 1998

Mike Roberts & Alan (Bra) Briers (9B&C) 1998

Jeremy Colenso & Shannon Law (8B&C) 1998

Tommy Caldwell (13B&C) 1998

Juan-drax Marshall (19B&C)

Jeremy Colenso & Shannon Law (9B&C) 1997

Jeremy Colenso & Shannon Law (9B&C) 1997



13. **Hard Play – 29 ★★★** Jason Temple-Forbes (18B&C)
14. **Squeeze Play – 24** Scott Miller (9B&C) 2006
15. **Phallic Mechanic – 24 ★★★** Paul Schlotfeldt & Clee Roy (8B&C) 1996
16. **The Vice – 29 ★★★** Jason Temple-Forbes (20B&C) 2011
17. **Pudenda Menda – 23 ★** Scott Miller 2006 (9B&C)
18. **Closed Project – 34/35 – ish** Jason Temple-Forbes (22B&C)
19. **Goony Goo-goo – 22 ★★★** Deon Hugo (8B&C) 1997
20. **Fin, Fang, Fly – 23 ★★★** Jason Temple-Forbes (11B&C) 2006
Start up *Goonie Goo Goo* then branch off left.
21. **Going, Going, Gone – 29 ★★★** Sean Maarsh (16B&C)
22. **Little Up – 24 ★★** Andy Davies (7B&C)
23. **Up for Grabs – 32 ★★★** Tommy Caldwell (11B&C) 1998
Bolted by Roger Nattrass.
24. **Closed Project** Sean Maarsh (25B&C)
25. **Half Quick – 27 ★★** Jeremy Colenso & Shannon Law (13B&C) 1996
26. **The Quickening – 28 ★★★** Jason Temple-Forbes (21B&C)
27. **Sid Vicious – 26 ★★★** Jeremy Colenso & Shannon Law (15B&C) 1996
28. **Lost Safari – 28 ★★★** T.Zwolak (19B&C) 2004
Extension to *Sid Vicious*.
29. **Mama Africa – 31 ★** J.Kudtaty (12B&C) 2004
30. **Paws – 26 ★★★** Jeremy Colenso & Shannon Law (12B&C) 1996
31. **Talons – 31** J.Kudtaty (19B&C) 2004
32. **Closed Project – 32-ish** Juan-dray Marshall (24B&C)
33. **Big Foot – 26 ★★★** Jason Temple-Forbes (8B&C) 2006
34. **Menopause – 27 ★★★** Jason Temple-Forbes (13B&C) 2006
35. **Kohler-Turkstra – 31 ★** Tommy Caldwell (10B&C) 1998
36. **The Viking – 33 ★★** Clinton Martiningo & Linda-the Viking (19B&C)
2011
37. **Closed Project – 34-ish** Jason Temple-Forbes (13B&C)
38. **Streetfighter – 34 ★★★** Grant Campbell (13B&C) 2006
Bolted by Jeremy Colenso in 1997. Canadian Grant Campbell called it *Two to Win*, but after much bickering the old project name was re-adopted & has stuck. Was the hardest route in Africa till Adam Ondra opened *Mazawattee* (35) in 2009.

- Please respect the Bushman / Khoekoen paintings. Please don't touch, scratch, damage, wet or climb over any of the paintings. These paintings are irreplaceable heritage. Damage to the painting is illegal, carries a >R10 000 fine & hopefully time in jail. Damage to these painting will result in closure of the venue to climbing.
- Fires must not be made at the *Main Wall* as these will damage the paintings & we do not want to encourage non-climbing picnickers to start braai-ing here. Think bottles, glass & trash.
- Think twice before you bolt. No more squeezing lines in. Stop yourself!



The watch Tower


Follow the path from the *Main Wall*. *The Watch Tower* is the obvious semi-free-standing pillar. Routes are recorded from L to R:

- | | |
|---|--------------------------|
| 1. All Along the Watchtower – 19 | Scott Noy (7B&C) 2006 |
| 2. Dust till Dawn – 21 | Scott Miller (7B&C) 2006 |
| 3. Supafly – 21 | Scott Miller (8B&C) 2006 |

Up and right from *The Watch Tower*, a large crag with a slabby base

- | | |
|---|------------------------|
| 4. Curiosity Killed the Cat – 22 | Scott Noy (11B&C) 2006 |
|---|------------------------|

Route may need higher chains to prevent rope drag.



Super Hero Sector



Follow the path from the *Main Wall* & passed *The Watch Tower*. Head across the slope and up to a bushman cave. Look out for the grooves carved into the cave walls. Scramble down for this route.

1. Undermine – 24

Jason Temple Forbes (6B&C) 2008

Scramble up to a blocky ledge left of the cave using the metal staples that were fitted by Douw Steyn. Routes are recorded from R to L.

2. Open Project (*Hellboy*)

Douw Steyn

up slab onto overhanging face

3. Skinny Legs – 27 ★★★

Jimbo Smith (11B&C) 2008

4. Closed Project (*Vanishing Violet*) – 34/35-ish

Sean Maarsh

Follows break veering left.

Follow the path from the *Main Wall* & passed *The Watch Tower*. Head across the slope. Where the path goes up to *Skinny Legs Wall*, continue down the path.

7. No Capes – 28 ★★

Jason Temple Forbes (9B&C) July 2013

8. Link-up Open Project

9. Frozone Closed Project – 31-ish

Jason Temple Forbes

10. Dash Be Quick – 31 ★★★

Jason Temple Forbes (22B&C) July 2012

11. Dash – 28 ★★

Jason Temple Forbes (14B&C) July 2012

12. Elastic Girl – 25

Beth Higgins and Jason Temple Forbes (8B&C)

July 2012

Step off viewing platform to finish at chains of *Mr Incredible*. Belay from down under in the gully with no slack in the system.

13. Mr Incredible – 31 ★★★

Jason Temple Forbes (21B&C) 2010

⚠ Very long line running up the entire left side of the overhang - Check the knot in the end of your rope!


Belayers pay attention to the slack in the rope & watch out for the slab.



Freedom Wall

Walk in on the same path as Main Wall. About 30m before the *Initiation Sector*, find a path that leads diagonally up. *Freedom Wall* is about 80m above *Initiation Sector*. For easier lines that are not as sharp, this is a great crag.

1. Freedom Fighter – 14	Craig Bester & Derek Marshall (5B&C) Jan 2004
2. Calculated Sacrifice – 21 ★	Derek Marshall & Martin Rehm (6B&C) Dec 2008
3. Chasing After the Wind – 20 ★★	Derek Marshall & Martin Rehm (6B&C) Dec 2008
4. Under the Sun – 21 ★★	Derek Marshall & Martin Rehm (6B&C) Dec 2008
5. The Dark Rider – 21 ★	No info (6B&C)
6. Lord of the Dassies – 21	Martin Rehm & Derek Marshall (6B&C) Dec 2008
7. Dungeon Dassies – 21 ★	Martin Rehm & Derek Marshall (6B&C) Dec 2008
8. Walk Like a Giraffe – 24 ★	Juan-drays & Derek Marshall (12B&C) 01/05/2012
9. Whose Got the Last Laugh – 24 ★	Juan-drays & Derek Marshall (12B&C) 01/05/2012





Futuristic

This is the perfect overhanging, wave like wall in the valley to the L of the resort gate. Unfortunately it is super smooth & basically un-climbable without altering the rock.

☠☠ Beware there are two bee hives occupying this section of rock. Not nice honey bees...nasty kranz bees! Bees can kill you. Consider bees close to the RH routes dangerous. ☠☠

1. First Last Everything – 26 ★

Jeremy Colenso & Shannon Law (7B&C) 1998

Bolted by Ian Manson.

2. Potency – 23

Ed February (8B&C) 1998

This is very close to the bee hive on the RH side. The hangers have been removed.

3. In Trance - 19

Mary Jenner (8B&C) 1998

Forbidden

This is the upper tier above *Futuristic*.

4. Fair Ground Attraction – 19

Jeremy Samson & G.Reay (7B&C) 1998

Climbs the featured face.


5. Playing Field – 21★★

Jeremy Samson & G.Reay (8B&C) 1998

Climbs the crack/seam. Excellent route.

6. Perforation Arête – 24 ★★


Jason Temple-Forbes (8B&C) 1998



Short Circuit Sector



Find the gate at the lowest point in the fence, close to the swimming pools. Cross at the weir. Follow a vague path across the field directly towards the crag. There is a beacons path through the bush.



☠ ☠ Beware of the **bees** in the roof of the cave to the left of *Behr Hug*. These must be considered very dangerous. Bees really can kill you! You may well die if they swarm & start to sting you. ☠ ☠

- | | |
|---|---|
| 1. Toilet Camper – 12 | Craig Bester & Derek Marshall (7B&C) Jan 2004 |
| 2. Snow Blind – 21
Obvious L trending trad crack. | Philip Oliver & Jacques Redelinghuys 03.03.2008 (T) |
| 3. Käpten Blau Bär – 22 ★ | Martin Rehm & Derek Marshall (5B&C) Jan 2009 |
| 4. Electric Circus – 26 ★★ | Derek & Juan-dray Marshall (6B&C) 04.04.2012 |
| 5. Honig Bär – 21 ★ | Martin Rehm & Derek Marshall (9B&C) Jan 2009 |
| 6. Mach 3 – 28 ★ | Martin Renz (12B&C) 2005 |
| 7. Behr Hug – 24 ★★ | Mike Behr (6B&C) 1997 |
| 8. Barely Legal – 25 ★★
Bolted by Derek Marshall. | Magnus Wagener & Derek Marshall (5B&C) Jan 2009 |
| 9. Brother Bear – 25 ★★
Bolted by Derek Marshall. | Morné van der Mescht & Derek Marshall (5B&C) 2004 |
| 10. Tokiloshi Gaan Jou Vang – 28 | Juan-dray & Derek Marshall (6B&C) 07.04.2012 |
| 11. Gillette – 20 ★ | Jeremy Samson (6B&C) 1997 |
| 12. Empire of Sand – 17 | Derek Marshall & William Lesley (5B&C) 2007 |
| 13. Live Wire – 33 ★★ | Jimbo Smith (9B&C) August 2012 |




- | | |
|---------------------------------------|--|
| 14. Closed Project | Jimbo Smith (9B&C) Bolted Dec 2008 |
| 15. Open Project – 33-ish | Juan-dray Marshall (15B&C) |
| 16. Short Circuit – 31 ★★★ | Jeremy Colenso & Shannon Law (15B&C) 1996 |
| 17. Mother Board – 28 ★★ | Clinton Martiningo (10B&C) 2010 |
| 18. Chicks Dig It Too – 20 ★★★ | Ian Manson (10B&C) 1998 |
| 19. Chicks Dig It – 18 ★★★ | Ian Manson (10B&C) 1998 |
| 20. Ark Span -27 ★★ | Jason Temple-Forbes (10B&C) 2009
(3B&C) |
| 21. Open Project – in-progress | |
| 22. Pump Action – 28★★ | Joe Möhle (13B&C) 2011 |

Blue Wall



Walk-in as for *Short Circuit Sector*, but walk a little further on the field before venturing into the bush. Up the slope on a vague path to *Barrier Reef*, then along the crag to *Blue Wall*.



1. Bitter Sweet – 31 ★★

2. Coralactic Acid - 29

(6B&C)

3. Bobbejaan – 33 ★★

Bolted by Jeremy Samson. This cave stays in the shade till lunch.

Jeremy Colenso & Shannon Law (7B&C) 1998

Jason Temple-Forbes & Beth Higgins 2016

Klem Loskott 1998 (4B&C)




Barrier Reef

Walk-in as for *Short Circuit Sector*, but walk a little further on the field before venturing into the bush. Up the slope on a vague path to *Barrier Reef*.

1. **Barrier Reef – 17** Shannon Law & Jeremy Colenso July 1997 (4B&C)
2. **An Ostrich's Life is Short, Hard & Brutish – 26 ★** Shannon Law & Jeremy Colenso July 1997 (5B&C)
3. **Battery Powered Vorr-Vorr – 25 ★** Craig Bruton (4B&C) July 1997
4. **Great White – 26 ★★** Shannon Law & Jeremy Colenso (5B&C) 1997
5. **Eric the Eel – 17** S. Lundgren (4B&C) 2005

Bolted by Jeremy Samson.



Bushman Cave

This is the impressive looking smaller cave about 300m up the valley to the L of *Short Circuit Sector*. Unfortunately, this cave has very limited potential & will yield very few lines without extensive manufacturing. There could be some bouldering in the cave.

1. **Open Project – 35-ish** Clinton Martiningo (9B& no Chains)
Adam Ondra tried this project in 2009. He said it would take him some days to free & would probably be 9a or harder, but it would go.