

# Windmill Hole

## Rock Climbing Guide

**LEGAL NOTE:** All climbing is very dangerous & always at your own risk. Nobody is forcing you to climb. You choose to climb, so choose to go home before the risks become too high. Remember even small injuries can take 6 weeks to heal. No responsibility for inaccurate or incomplete information will be accepted by the scribe or Mountain Club of South Africa. The landowners accept no liability at all. Climbers take full responsibility for them at all times. Fixed protection will become unreliable, loose rock is common, solid rock becomes loose & RD writers make up most of the information, with a beer, at the computer. This RD is only a guide & is no substitute for experience, training, common sense & a touch of caution. So you are on your own...take care!



## EASTERN CAPE CLIMBING VENUES

### Port Elizabeth

- 1 Lady's Slipper
- 2 Van Stadens
- 3 PE urban crags & boulders
- 4 Sleepy Hollow
- 5 Elands River
- 6 Kirkwood
- 7 Cape St Francis

### Groot Winterhoek

- 8 Tygerhoek
- 9 Naga's Kloof
- 10 Eagle Gorge
- 11 Momentum Gorge
- 12 Pinnacle Gorge
- 13 Cockscomb
- 14 Grootbos & Kleinbos
- 15 Nivera

### Baviaans

- 16 Grips
- 17 Kudu Kaya
- 18 Waterkloof

### Grahamstown

- 25 Alicedale
- 26 Howieson's Poort
- 27 Moodies
- 28 Bouldering
- 29 Thornkloof

- 30 Coombs Gorge

### Amatolas

- 31 Fort Fordyce
- 32 Hogsback
- 33 Stutterheim

### Langkloof

- 19 Ngunitland
- 20 Kouga Wildernes
- 21 Uniondale Pass

### Garden Route

- 22 Titzikama
- 23 Groot Rivier
- 24 Plett Crags

### East London

- 34 NSA
- 35 Windmill Hole
- 36 Buffalo River

- 37 EL urban crags & boulders

- 38 Yellowsands & Inkwenkwezi

- 39 Lalapanzi

- 40 Morgan Bay

- 41 Bola

### Winterberg

- 42 Mary & Martha

- 43 Hangklip

### Toorberg

- 44 Graff-Reinet

- 45 Compassberg

### Transkei

- 46 Hole in the Wall

- 47 Hill of Execution

- 48 Port St Johns

### Swartberg

- 49 Towerkop

- 50 Oudtshoorn

- 51 Gamkaskloof Bouldering



**NOTE FROM THE SCRIBE:** It took consistent effort, time, work & organization to get this guide ready for your pleasure...for free! Thus please respect that all the information & photographs are strictly Copy Righted. You are more than welcome to print out, e-mail or link to a web page this guide in its unchanged format, with logos & all information intact.

As this is a web based guide it can be considered a continual work in progress. It is easy to change. So please send missing details, corrections, additions & adjustments to [marshall@qsafrica.co.za](mailto:marshall@qsafrica.co.za). All information will be greatly appreciated.

**DIRECTIONS:** Travel to the end of Western Ave over the N2. Turn right into Two Rivers Drive. Past Hemmingway Casino. Travel for 3.2km; turn left into Red Deer Way, left again into Snow Water Road, park at the big stump. Find a path that leads to the river. Follow the path along the river in an up stream direction for about 500m. The bush clears and the river can be seen. Further upstream are the crags. The first crag to the left is *Bliksem Face*. *Millennium Wall* is above and to the left of the pool.

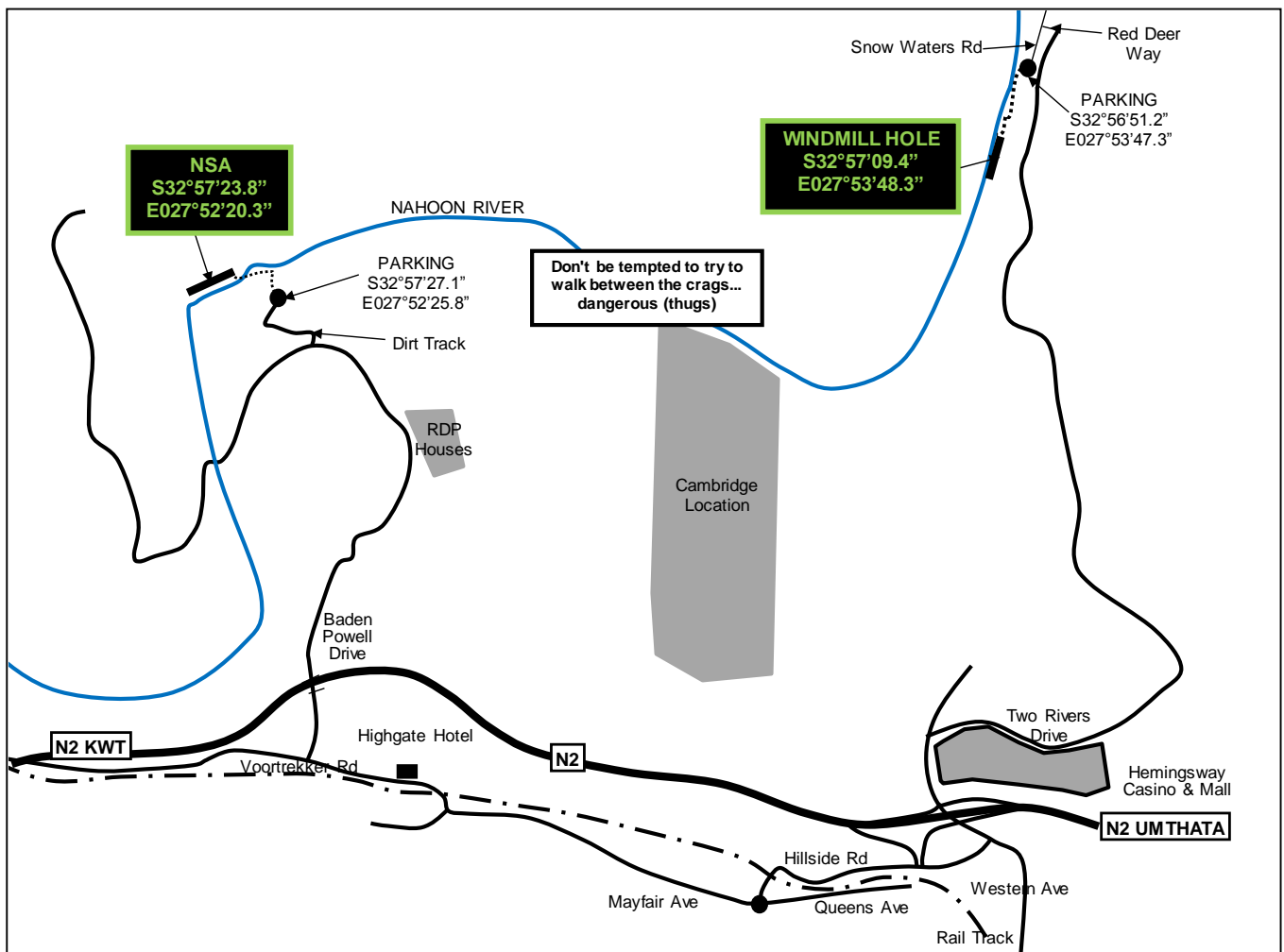
**WALK IN:** About 600m, 5 – 10 min, flat. Please take a machete to help keep the path clear.

**TIME & WEATHER:** *Bliksem Buttress* remains shaded in summer for the whole day. *Millennium Wall* gets morning shade in summer. Can be cold in winter. There is the pool to swim in on hot days.

**POTENTIAL:** There is always one more route. Even as late as 2014, two new lines were bolted. The trad lines on *The Millennium Wall* should be considered for retro bolting. Almost none have been repeated & the natural gear higher up is extremely skimpy.



**GENERAL:** 12 bolted routes and 13 easy, but run-out trad. Flat base & close to East London.



**ROCK TYPE:** Mix of mud stone & silt stone. Smooth & often covered in a white fungus. Fairly brittle. Vertical.

**HISTORY:** For decades Windmill Hole has been the hangout for rock jumpers & picnickers. The water below *Millennium Wall* is said to be 30m deep. The highest water jump is about 25m. In the early days before NSA was discovered & developed this was East London's main crag. These days NSA is frequented much more.

*Bliksem* was first top roped in 1996 by Brad Murray & myself. We set up the top rope & taught ourselves to climb. This was the start of a wave of route opening & the current climbing scene in East London. Till this point climbing in East London was completely unknown, there were no known climbers, no recorded routes & thought to be zero potential. It later turned out that Neil Briers had messed about on *Pompies Pillar*, Alan Briers had opened a line at *Yellow Sands* & Dave Freer had opened about 50 lines at *Morgan Bay*, but that was it. *Bliksem* became the first bolted sport line in East London. Garvin Jacobs & I carried in a hired generator lashed between two poles. The drill was also hired & we used a long extension cord from the generator to get to power to the drill. We were short of bolts so I fully bolted *Bliksem* & Garvin bolted *The Crossing*

Guard. Then Garvin drilled *The Garden Route* & I drilled *Not The Millennium Route*. This was on my 26<sup>th</sup> birthday. We could only afford bolts & hangers for these routes a few months later. Next day we dashed to *Pompies Pillar* & drilled *Philippians 4:13*



**HAZARDS:**

**Loose Rock:** There is a fair amount of loose rock that is still coming off the routes, as well as tons lying loose on top. Wear your helmet... it's a smart thing to do! Chicks dig helmets!


**Crime:** *Windmill Hole* has the potential to become a **crime** area. BEWARE! Nothing has occurred yet, but bush has squatters and others. No small parties or couples. REALLY! A machete may come in handy for more than just the path. Take tear gas! Take care...especially if there are women in the party. No couples on their own! Bigger groups are better.

**Snakes:** Puff adders have been spotted a few times. Watch your step.

**Rock Jumping:** There have been a number of fatalities. People slipping whilst jumping from the top and jumpers landing on swimmers. Police divers could not find the body of a child drowned in the pool. Be really careful. Always check the depth as rain may wash branches & other debris into the pool.

**Trad routes** are all easy, but the protection higher up is very poor. There is a fair amount of loose rock on the trad lines, as few of them have been repeated often. The trad lines are not really worth repeating.

**ACCESS:** This is municipal land. Free for all. Please don't make a noise in front of the houses at the Snow Water Road parking.



# BLIKSEM BUTTRESS



## 1. Ama Crimpo Crimpo – 24 ★★

Morne van der Mescht & Derek Marshall 2001 (4B&C)

Bolted by Derek Marshall.

## 2. Bliksem – 22 ★★★

Derek Marshall & Garvin Jacobs 1999 (4B&C)

Originally this route was attempted on trad gear. Alan Briers got to the top, but with quite a lot of dogging. I managed to deck it onto the ground from the crux, during a trad attempt with Ian Hatton. This was my first ever rock climb. As in first tie in.

First top rope.

## 3. Cool Bananas – 25 ★★

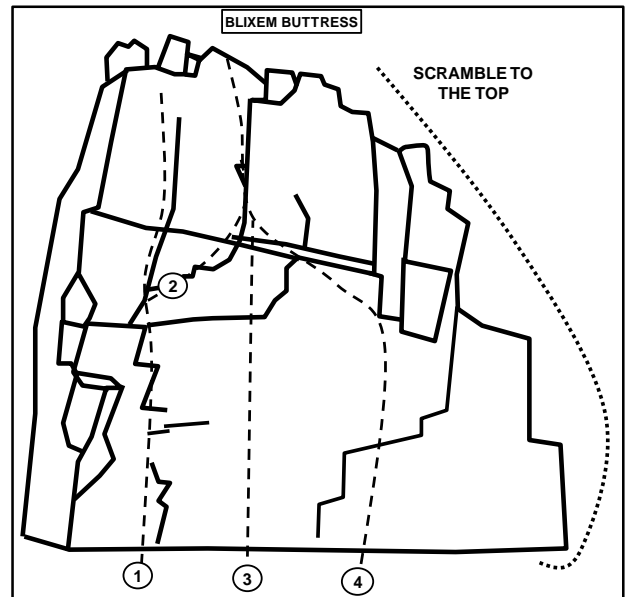
Morne van der Mescht & Derek Marshall 2000 (4B&C)

Bolted by Derek Marshall.

## 4. The Crossing Guard – 23 ★★

Derek Marshall & Garvin Jacobs 1999 (4B&C)

Bolted by Garvin Jacobs.



# MILLENNIUM WALL



## 1. The Wheel Turns – 17 ★

Derek Marshall & Allen Luck 2001 (T&C)


Start 2m R of chimney crack. Climb the open book, till it ends then move R onto easy ground. Chains are on the large block on the skyline.

## 2. When Friends are Few – 17

Derek Marshall & Kendyl Kunhardt 2001

(T&C)

Start on the LH arête of chimney. Through a small roof. Staying R of open book. Same chains as The Wheel Turns.



## 3. Crazy Bloody Mary – 17

Derek Marshall & Kendyl Kunhardt 2001 (9B&C)

Start 2m R of chimney. At small roof L to chains. Originally opened on natural protection. Bolted by Petr Pretorius.

## 4. Braai Vleis Vegter – 17 ★★

Derek & Carroline Marshall 30/03/2014 (10B&C)

## 5. Part of The Journey – 16

Derek Marshall & Heidi Smelders 07/01/2006 (T&C)

Start to the L of *Not the Millennium Route*. Move L into off width. Up the LH arête of crappy break. Traverse L to avoid loose rock, then move R to the chain, which are shared with *Crazy Bloody Mary*.

## 6. Procrastibate – 17 ★★

Derek & Carroline Marshall 29/03/2014 (9B&C)

## 7. Not The Millennium Route – 16 ★★★

Derek Marshall & a pom called Chris 1998 (11B&C)

Follow the bolts. This was originally climbed on natural gear. This was my first trad lead & first route opened.

## 8. More Marjoram – 16

Derek Marshall & Craig Bester 07/01/2006 (T&C)

Up break between *Not the Millennium Route* & *The Garden Route*. Stay between the bolts until moving L onto the last 2 bolts & chains of *Not The Millennium Route*.

## 9. The Garden Route – 15 ★★

Derek Marshall & Brad Murray 1999 (8B&C)

Follow the bolts. This was originally climbed on natural gear. Bolted by Garvin Jacobs.

## 10. Enemy Defeated – 16

Derek Marshall & William Lesley 07/01/2006 (T&C)

Up arête 1.5m R of *The Garden Route*. *Straight* up, staying R of bolts. Move L for last bolt & chains of *The Garden Route*.

## 11. Alpha Alpha Dogs of War – 15

Derek Marshall & a chick called Alison 1999 (T)

Start on block above water. Hand crack into open book. L into veg gully. Abseil off cactus.

## 12. Way Down In Never Land – 15

Derek Marshall & Ian Hatton 1999 (T)

Same start as Alpha Alpha Dogs of War. Move R and up to small open book. Abseil off cactus.

**13. Byron's Bitter Blessing – 19 ★★**

Garvin Jacobs & William Lesley 2010

(10B&C)

**14. NATO Bombers – 18 \***

Derek Marshall & Mie Elsen 2000 (T)

Start in thin finger crack at edge of block. Through open "V" scoop. Abseil off twisted cactus.

**15. Blood of My Brother – 16**

Derek Marshall & Kendyl Kunhardt 2001 (T)

Step off block into small open book below roof. Up to open "V" scoop. Abseil off twisted cactus.

**16. Steven's Sweet Seventeen – 19 ★★**

Steven Reed & Derek Marshall 2001 (6B&C)

**17. Justified – 17**

Derek Marshall & Kendyl Kunhardt 2000 (T)

Travers R off block, then up thin crack to small roof. L to avoid roof. Abseil off cactus.

**18. Awesome Power of God – 18**

Derek Marshall & Lundia Davies 2000 (T)

Travers R then up open book. Through veg to cactus.

**19. Bosbevok - ?**

Wayne Bradley 1989 (S)

Obvious terrible looking break. Soloed by a madman on a bad day.

**20. Jumpers Route - 13**

This is the route used by rock jumpers with the various levels. ⚠ Take real care not to slip & to jump out far enough. Make sure you don't land on anyone. Always check the water for under water debris. ⚠

**21. Vagina Dinner – 6B**

Derek Marshall +-2003

Deep water bouldering. Swim over, dry off, then traverse to below the large overhang. Pull directly through the overhang.

**22. Jumpers Route - 11**

This is the route used by rock jumpers with the various levels. ⚠ Take real care not to slip & to jump out far enough. Make sure you don't land on anyone. Always check the water for under water debris. ⚠

